








Purpose: Provide research tools to identify Workforce Innovation and Opportunity Act (WIOA) approved training providers and compare program information.

IMPORTANT NOTE: If you are currently enrolled in WIOA and you are applying for training funds, you are required to receive training from a WIOA approved training provider. Use this tool to find training in your Local Workforce Innovation Area (LWIA) that is a “best match” for your needs. Ask your career planner for your LWIA number.

Steps:	Find It Here: https://www.illinoisworknet.com/
1) Use the Skills Assessment that is available within the Resume Builder Tool (requires log-in) . The skills assessment can help you identify your skills and when/where you developed those skills. This is helpful for recognizing your transferable skills. Plus it is helpful when you are ready to develop your resume.	 My Dashboard (Resume Builder)
2) Use the Demand Occupation Search in Careers, Wages and Trends to learn more about: <ol style="list-style-type: none"> Careers, Projected job openings, and Training that is required for each career. Bookmark your favorites. Your bookmarks are saved in your My Dashboard.	 Explore Careers
3) Use the WIOA Approved Training Program Search to: <ol style="list-style-type: none"> Find WIOA Training Programs & compare up to 3 providers in your LWIA. Log-in to click “bookmark”. Compare the following items and select the best program for you based on your career goals, current skills, lifestyle/learning style, and timeline. <ol style="list-style-type: none"> Program outcomes (i.e., credentials) Average wage after program completion Length of program Training cost Location and when/how training is offered 	 Training & Credentials  My Dashboard (requires log-in)
4) Discuss your selection with your career planner/advisor. Determine if you meet the minimum requirements to get into the program.	 Training & Credentials
5) Once you have narrowed down your training program options, set up a time to visit the training provider to learn more about the program, work study and scholarship opportunities, and the campus.	
6) Research financial assistance options. Learn more about applying for financial aid in the Planning & Financing Training articles.	 Training & Credentials
7) Use the S.M.A.R.T. goals article or S.M.A.R.T. Goals tool within the Employment 101 Guide to identify: <ol style="list-style-type: none"> Short and long term goals. Potential roadblocks and consider options for a backup plan (i.e., have a backup plan if your car breaks down and you need to get to class). Strategies for staying motivated throughout your training program. 	 My Dashboard (requires log-in)

8) Apply to the training program.	Training & Credentials
9) Get involved in a student and/or trade association . Use the event calendar to find local training or networking opportunities.	Network & Connect

Using the WIOA Training Program Search

Search or Browse By:



- Training Program, Providers, or Demand Occupations
- Region/Location
- Keyword
- Specific Job Family or Occupation

Sort By:



Alphabetical Order



Training Time



Training Cost



Highest Average Wage
After Program Completion

Results:

- Link to Program Details:
 - Program Description
 - Provider Information
 - Contact Information
 - Associated Occupations
 - Certifications/Licensing
 - Application information
 - Training Time/Cost Information
 - Financial Aid & Support Services
 - Program Offerings (When/how it is offered)
 - Performance Data
- Map for Location
- Compare Option
- Quick Overview Chart

Why does this matter?

The data in the overview chart is based on people that are (or were) enrolled in WIOA and they are in (or completed) the training program.

If a program has a low number for Total WIOA Enrollment, it can still be a good program. It may be a new program so there is less data about the program and the placement/wage data.

A program with a higher number has more data about the program and the placement/wage data overview chart.

Just keep it in mind when looking at the data. It's kind of like when you look at reviews before you buy something.

Program Name
Provider Name
Program/Provider Address
[Map it](#)

Cost: **\$4,993.00**
Time: **6 weeks / 240 hours**
Goal: **License**

[Add to Compare List](#)

Total WIOA Enrollment (including currently enrolled):
497

- 485 completers
- 460 completed this program successfully
- 408 completed successfully and exited WIOA
- 340 got hired for some type of job
Average Wage: \$15.93
- 306 got hired for a training-related job
Average Wage: \$15.90

This workforce product was funded by a grant awarded by the U.S. Department of Labor's Employment and Training Administration. The product was created by the grantee and does not necessarily reflect the official position of the U.S. Department of Labor. The Department of Labor makes no guarantees, warranties, or assurances of any kind, express or implied, with respect to such information, including any information on linked sites and including, but not limited to, accuracy of the information or its completeness, timeliness, usefulness, adequacy, continued availability, or ownership. This product is copyrighted by the institution that created it. Internal use by an organization and/or personal use by an individual for non-commercial purposes is permissible. All other uses require the prior authorization of the copyright owner.

The Illinois workNet Center System, an American Job Center, is an equal opportunity employer/program. Auxiliary aids and services are available upon request to individuals with disabilities. All voice telephone numbers on this website may be reached by persons using TTY/TDD equipment by calling TTY (800) 526-0844 or 711.