

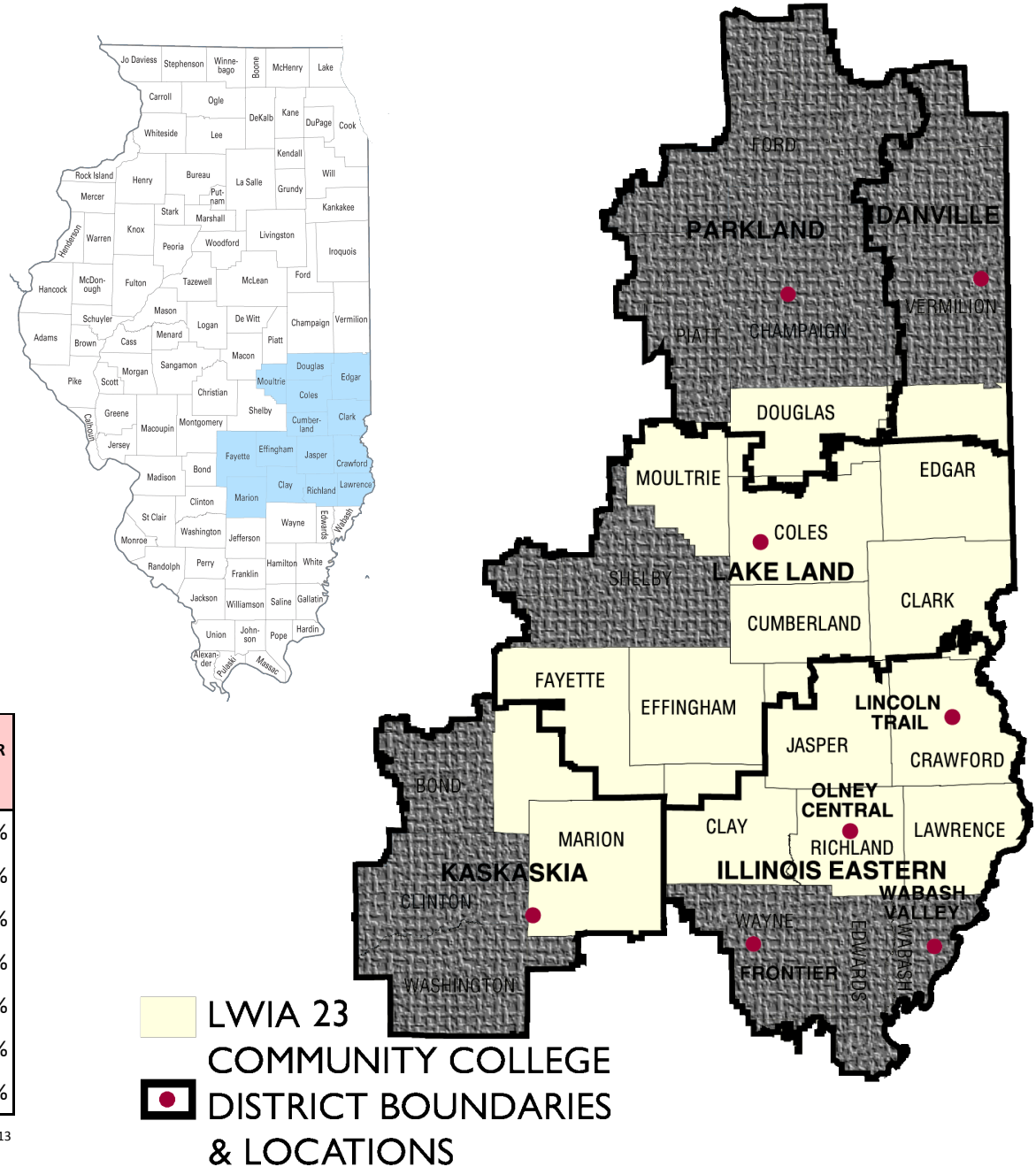
SOUTHEAST ECONOMIC DEVELOPMENT REGION

Southeast EDR Counties	2013 Population Estimates	Percent of EDR Population
Clark	16,182	5%
Clay	13,566	4%
Coles	53,697	18%
Crawford	19,505	6%
Cumberland	10,939	4%
Douglas	19,887	7%
Edgar	17,960	6%
Effingham	34,307	11%
Fayette	22,060	7%
Jasper	9,592	3%
Lawrence	16,558	5%
Marion	38,622	13%
Moultrie	14,876	5%
Richland	16,182	5%
Total Population	303,933	

Source: US Census Bureau Annual County Resident Population Estimates for 2013

Southeast EDR Population Centers	2013 Population Estimates	Percent of EDR Population
Charleston	21,961	7%
Mattoon	18,368	3%
Centralia	12,787	2%
Effingham	12,558	2%
Olney	9,108	1%
Paris	8,561	1%
Robinson	7,665	1%

Source: US Census Bureau Annual County Resident Population Estimates for 2013

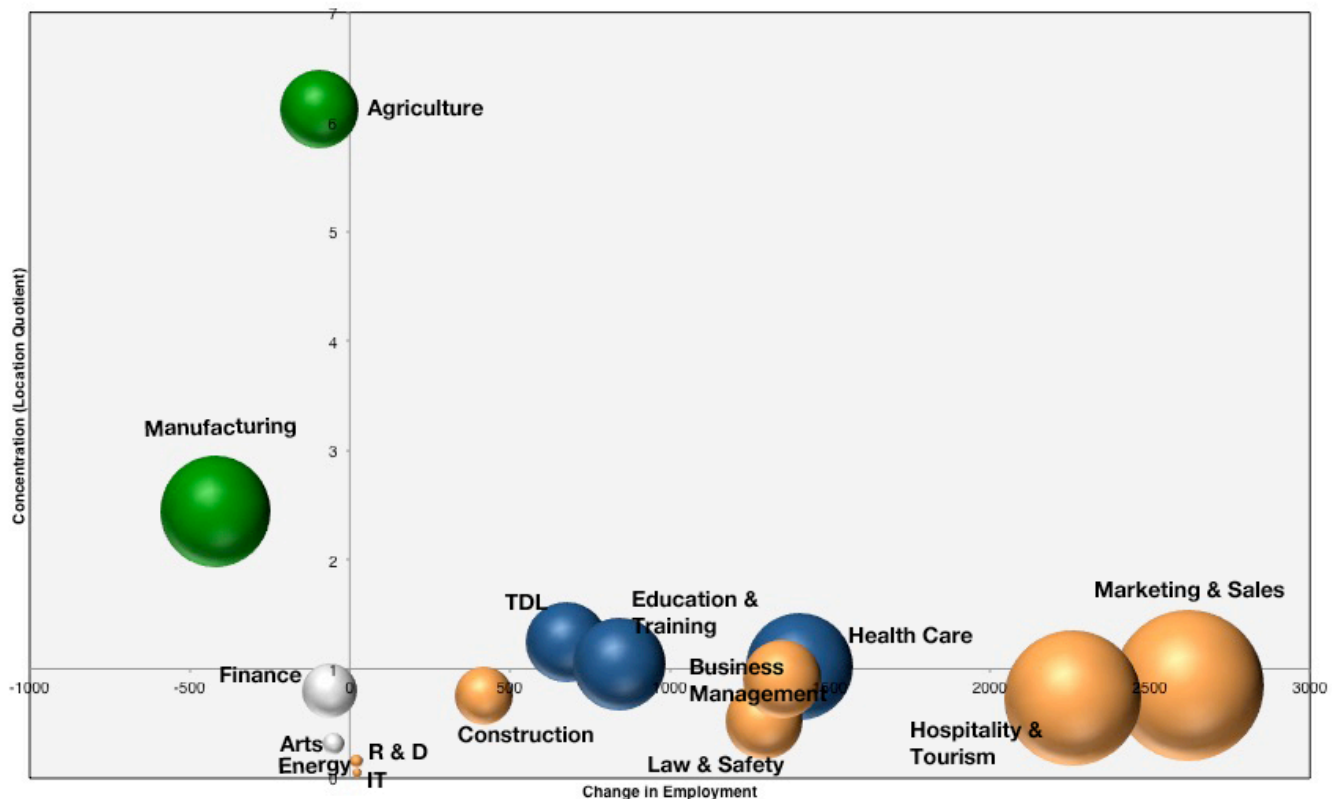


SOUTHEAST REGION

EMPLOYMENT BY INDUSTRY / OCCUPATIONAL CLUSTER

Cluster	2012 Employment	2022 Employment	Net Employment Change	Percent Employment Change	Concentration (Location Quotient)
Marketing & Sales	33,914	36,532	2,618	7.7%	0.84
Hospitality & Tourism	27,436	29,696	2,260	8.2%	0.73
Manufacturing	20,137	19,717	- 420	-2.1%	2.44
Health Care	16,976	18,381	1,405	8.3%	1.02
Education & Training	12,903	13,745	842	6.5%	1.04
Transportation, Distribution & Logistics	9,564	10,241	677	7.1%	1.25
Agriculture	9,804	9,709	- 95	-1.0%	6.11
Business Management	8,229	9,579	1,350	16.4%	0.91
Law & Public Safety	7,982	9,275	1,293	16.2%	0.53
Construction	4,818	5,237	419	8.7%	0.76
Finance	4,661	4,597	- 64	-1.4%	0.80
Arts & Audio Visual	753	704	- 49	-6.5%	0.31
Energy	693	669	- 24	-3.5%	0.84
Reserarch & Development	225	244	19	8.4%	0.16
Information Technology	94	118	24	25.5%	0.05

MAJOR INDUSTRY CLUSTERS IN THE SOUTHEAST REGION



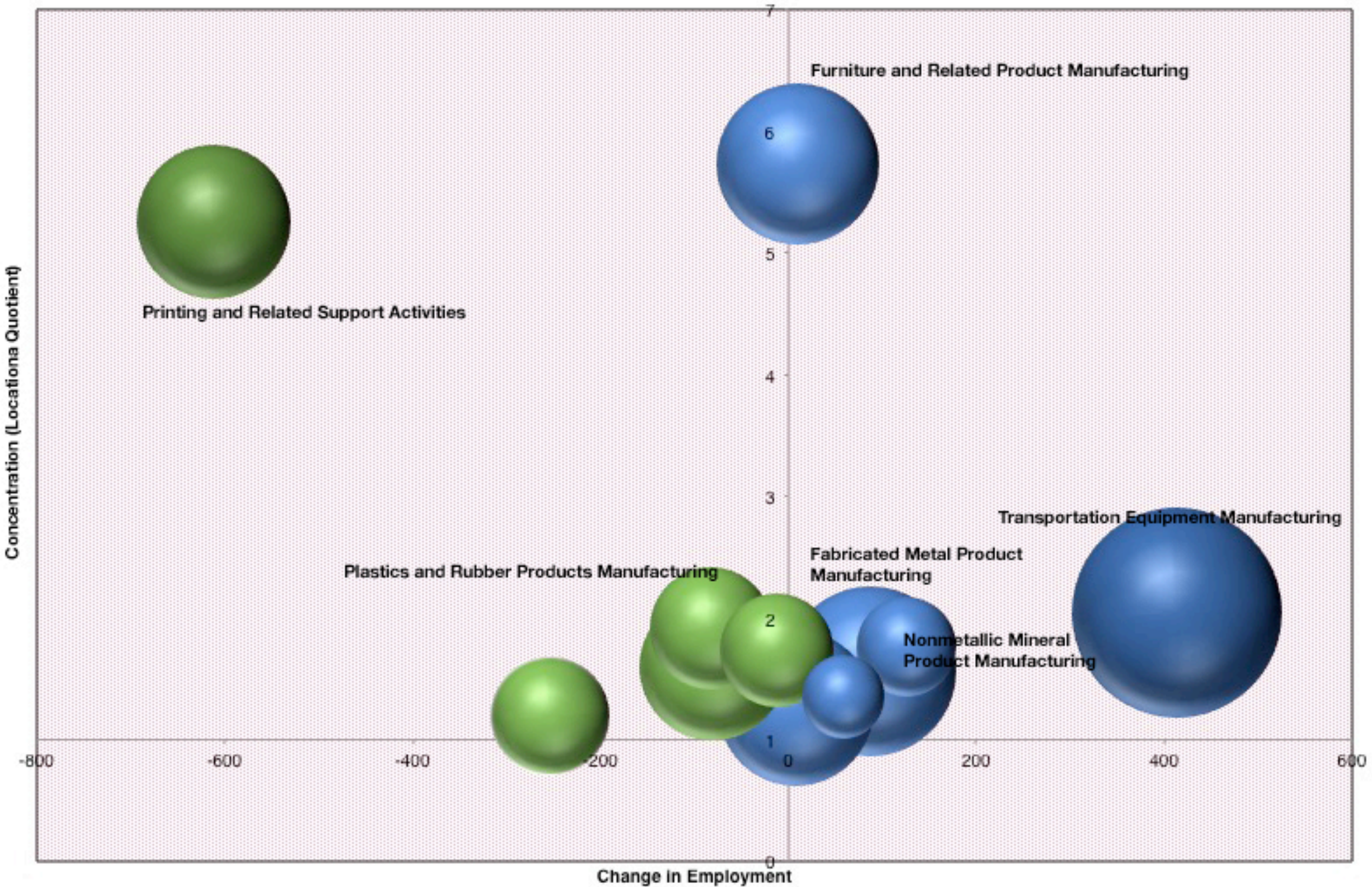
MANUFACTURING

LEADING, EMERGING AND MATURING INDUSTRIES IN THE SOUTHEASTERN REGION

NAICS	DESCRIPTION	2012 Employment	2022 Employment	Employment Change 2012- 22	% Change 2012-22	2014 LQ	Class
311	Food Manufacturing	1,880	1,888	8	0.4%	1.26	Leading
312	Beverage and Tobacco Product Manufacturing	104	91	(13)	-12.5%	0.53	
313	Textile Mills	-	-	-	0.0%	-	
314	Textile Product Mills	49	48	(1)	-2.0%	0.42	
315	Apparel Manufacturing	-	-	-	0.0%	-	
316	Leather and Allied Product Manufacturing	-	-	-	0.0%	-	
321	Wood Product Manufacturing	470	528	58	12.3%	1.35	Leading
322	Paper Manufacturing	334	304	(30)	-9.0%	0.86	
323	Printing and Related Support Activities	2,487	1,876	(611)	-24.6%	5.26	Maturing
324	Petroleum and Coal Products Manufacturing	-	-	-	0.0%	-	
325	Chemical Manufacturing	568	552	(16)	-2.8%	0.71	
326	Plastics and Rubber Products Manufacturing	1,259	1,177	(82)	-6.5%	1.91	Maturing
327	Nonmetallic Mineral Product Manufacturing	659	785	126	19.1%	1.76	Leading
331	Primary Metal Manufacturing	396	386	(10)	-2.5%	0.97	
332	Fabricated Metal Product Manufacturing	2,251	2,339	88	3.9%	1.56	Leading
333	Machinery Manufacturing	1,792	1,711	(81)	-4.5%	1.60	Maturing
334	Computer and Electronic Product Manufacturing	1,331	1,077	(254)	-19.1%	1.19	Maturing
335	Electrical Equipment, Appliance, and Component Manufacturing	344	332	(12)	-3.5%	0.90	
336	Transportation Equipment Manufacturing	3,132	3,545	413	13.2%	2.04	Leading
337	Furniture and Related Product Manufacturing	2,058	2,068	10	0.5%	5.74	Leading
339	Miscellaneous Manufacturing	1,023	1,010	(13)	-1.3%	1.73	Maturing

MANUFACTURING

LEADING, EMERGING AND MATURING INDUSTRIES IN THE SOUTHEASTERN REGION



MANUFACTURING								
INDUSTRIES FOR PRINCIPAL OCCUPATIONS IN THE SOUTHEAST REGION								
NAICS	Description	Pathway	SOC Code	SOC Title	Average Annual Job Openings	Annual Occupation Openings in Industry	2022 Percent of Occupation that is in this Industry	2022 Percent of Employment in this Industry that is this Occupation
332	Fabricated Metal Product Manufacturing	Manufacturing Production Process Development	41-4012	Sales Reps/Wholesale/Mfg,Ex.Tech/Scntific**	33	1	2	2.1
311	Food Manufacturing	Logistics & Inventory Control	43-5071	Shipping Receiving & Traffic Clerks**	20	1	2.6	1.3
332	Fabricated Metal Product Manufacturing					1	3.9	1.8
333	Machinery Manufacturing					1	2.5	1.7
336	Transportation Equipment Manufacturing	Maintenance, Installation & Repair	49-9041	Industrial Machinery Mechanics**	23	1	2.5	1.2
311	Food Manufacturing					2	9.1	2.4
322	Paper Manufacturing					1	3.4	3.7
325	Chemical Manufacturing					1	5.3	2.7
326	Plastics and Rubber Products Manufacturing					1	3.4	2.1
331	Primary Metal Manufacturing					1	3.8	4
332	Fabricated Metal Product Manufacturing					1	4.5	1.1
333	Machinery Manufacturing					1	5	1.9
336	Transportation Equipment Manufacturing	1	4.9	1.3				
311	Food Manufacturing	Maintenance, Installation & Repair	49-9071	General Maintenance & Repair Workers**	25	1	2.3	2.3
311	Food Manufacturing	Production	51-1011	1st-Line Spvrs/Mgrs, Prod. & Operating Workers**	12	1	7.8	3.2
325	Chemical Manufacturing					1	4.9	3.9
326	Plastics and Rubber Products Manufacturing					1	4.5	4.4
332	Fabricated Metal Product Manufacturing					1	11.1	4.3
333	Machinery Manufacturing					1	5.7	3.3
336	Transportation Equipment Manufacturing	1	7.2	2.9				
311	Food Manufacturing	Production	51-2092	Team Assemblers	64	2	2.5	1.9
321	Wood Product Manufacturing					2	3.3	9.1
325	Chemical Manufacturing					1	1.2	1.8
326	Plastics and Rubber Products Manufacturing					2	3.6	6.5
327	Nonmetallic Mineral Product Manufacturing					1	1.2	3.2
332	Fabricated Metal Product Manufacturing					5	7.3	5.3
333	Machinery Manufacturing					6	10	10.7
334	Computer and Electronic Product Manufacturing					2	3.6	4.1
335	Electrical Equipment, Appliance, and Component Manufacturing					2	3.8	12.8
336	Transportation Equipment Manufacturing					13	20.3	15.1
337	Furniture and Related Product Manufacturing					2	3.3	9.9
339	Miscellaneous Manufacturing					4	5.6	11.6
332	Fabricated Metal Product Manufacturing					Production	51-4011	Computer-Controlled Machine Tool Operators**
333	Machinery Manufacturing	2	18.4	2.9				
334	Computer and Electronic Product Manufacturing	1	5	0.9				
336	Transportation Equipment Manufacturing	2	18.2	2				
332	Fabricated Metal Product Manufacturing	Production	51-4041	Machinists**	23	8	35.1	10.2
333	Machinery Manufacturing					4	16.6	7
334	Computer and Electronic Product Manufacturing					1	3	1.4
336	Transportation Equipment Manufacturing					3	12	3.6
339	Miscellaneous Manufacturing					1	2.7	2.3
332	Fabricated Metal Product Manufacturing	Production	51-4121	Welders, Cutters, Solderers & Brazers**	13	3	24.3	6.2
333	Machinery Manufacturing					2	13.2	4.9
336	Transportation Equipment Manufacturing					2	12.5	3.3
322	Paper Manufacturing	Production	51-5112	Printing Press Operators & Job Printers**	11	1	8.5	4.2
323	Printing and Related Support Activities					6	55.5	21.9
311	Food Manufacturing	Manufacturing Production Process Development	51-9061	Inspectors, Testers, Sorters & Weighers	16	1	6.6	2.2
325	Chemical Manufacturing					1	4.8	3.2
326	Plastics and Rubber Products Manufacturing					1	5.6	4.7
332	Fabricated Metal Product Manufacturing					1	8.9	2.9
333	Machinery Manufacturing					1	4.7	2.3
334	Computer and Electronic Product Manufacturing					1	5.4	2.8
336	Transportation Equipment Manufacturing	2	10	3.4				
311	Food Manufacturing	Production	51-9111	Packaging & Filling Machine Operators & Tenders	12	4	30.3	7.8
312	Beverage and Tobacco Product Manufacturing					1	5.2	10.3
325	Chemical Manufacturing					1	11.8	6
311	Food Manufacturing	Production	51-9199	Production Workers, All Other	18	2	10.9	2
325	Chemical Manufacturing					1	3.5	1.2
332	Fabricated Metal Product Manufacturing					1	3.8	0.7
333	Machinery Manufacturing					1	2.9	0.7
336	Transportation Equipment Manufacturing					1	4.8	0.9
339	Miscellaneous Manufacturing					1	2.8	1.4

MANUFACTURING

INDUSTRIES FOR PRINCIPAL OCCUPATIONS IN THE SOUTHEAST REGION

Pathway	SOC Code	SOC Title	Average Annual Job Openings	Annual Occupation Openings in Industry	2022 Percent of Occupation that is in this Industry	2022 Percent of Employment in this Industry that is this Occupation	Median Annual	Education Entry Level	Experience Entry Level	Training Entry Level
Manufacturing Production Process Development	41-4012	Sales Reps/Wholesale/Mfg.Ex.Tech/Scntific**	33	1	2.6	1.3	\$49,346	High school diploma or equivalent	None	Moderate-term on-the-job training
Logistics & Inventory Control	43-5071	Shipping Receiving & Traffic Clerks**	20	1	3.9	1.8	\$28,449	High school diploma or equivalent	None	Short-term on-the-job training
				1	2.5	1.7				
				1	2.5	1.2				
Maintenance, Installation & Repair	49-9041	Industrial Machinery Mechanics**	23	2	9.1	2.4	\$44,634	High school diploma or equivalent	None	Long-term on-the-job training
				1	3.4	3.7				
				1	5.3	2.7				
				1	3.4	2.1				
				1	3.8	4				
				1	4.5	1.1				
				1	5	1.9				
1	4.9	1.3								
Maintenance, Installation & Repair	49-9071	General Maintenance & Repair Workers**	25	1	2.3	2.3	\$35,744	High school diploma or equivalent	None	Moderate-term on-the-job training
Production	51-1011	1st-Line Spvrs/Mgrs, Prod. & Operating Workers**	12	1	7.8	3.2	\$50,449	Postsecondary non-degree award	1 to 5 years	None
				1	4.9	3.9				
				1	4.5	4.4				
				1	11.1	4.3				
				1	5.7	3.3				
1	7.2	2.9								
Production	51-2092	Team Assemblers	64	2	2.5	1.9	\$27,060	High school diploma or equivalent	None	Moderate-term on-the-job training
				2	3.3	9.1				
				1	1.2	1.8				
				2	3.6	6.5				
				1	1.2	3.2				
				5	7.3	5.3				
				6	10	10.7				
				2	3.6	4.1				
				2	3.8	12.8				
				13	20.3	15.1				
2	3.3	9.9								
4	5.6	11.6								
Production	51-4011	Computer-Controlled Machine Tool Operators**	11	4	39.3	4.2	\$36,502	High school diploma or equivalent	None	Moderate-term on-the-job training
				2	18.4	2.9				
				1	5	0.9				
				2	18.2	2				
Production	51-4041	Machinists**	23	8	35.1	10.2	\$34,552	High school diploma or equivalent	None	Long-term on-the-job training
				4	16.6	7				
				1	3	1.4				
				3	12	3.6				
				1	2.7	2.3				
Production	51-4121	Welders, Cutters, Solderers & Brazers**	13	3	24.3	6.2	\$32,044	High school diploma or equivalent	Less than 1 year	Moderate-term on-the-job training
				2	13.2	4.9				
				2	12.5	3.3				
Production	51-5112	Printing Press Operators & Job Printers**	11	1	8.5	4.2	\$32,483	High school diploma or equivalent	None	Moderate-term on-the-job training
6	55.5	21.9								
Manufacturing Production Process Development	51-9061	Inspectors, Testers, Sorters & Weighers	16	1	6.6	2.2	\$32,226	High school diploma or equivalent	None	Moderate-term on-the-job training
				1	4.8	3.2				
				1	5.6	4.7				
				1	8.9	2.9				
				1	4.7	2.3				
				1	5.4	2.8				
				2	10	3.4				
Production	51-9111	Packaging & Filling Machine Operators & Tenders	12	4	30.3	7.8	\$28,837	High school diploma or equivalent	None	Moderate-term on-the-job training
				1	5.2	10.3				
				1	11.8	6				
Production	51-9199	Production Workers, All Other	18	2	10.9	2	\$23,871	High school diploma or equivalent	None	Moderate-term on-the-job training
				1	3.5	1.2				
				1	3.8	0.7				
				1	2.9	0.7				
				1	4.8	0.9				
1	2.8	1.4								

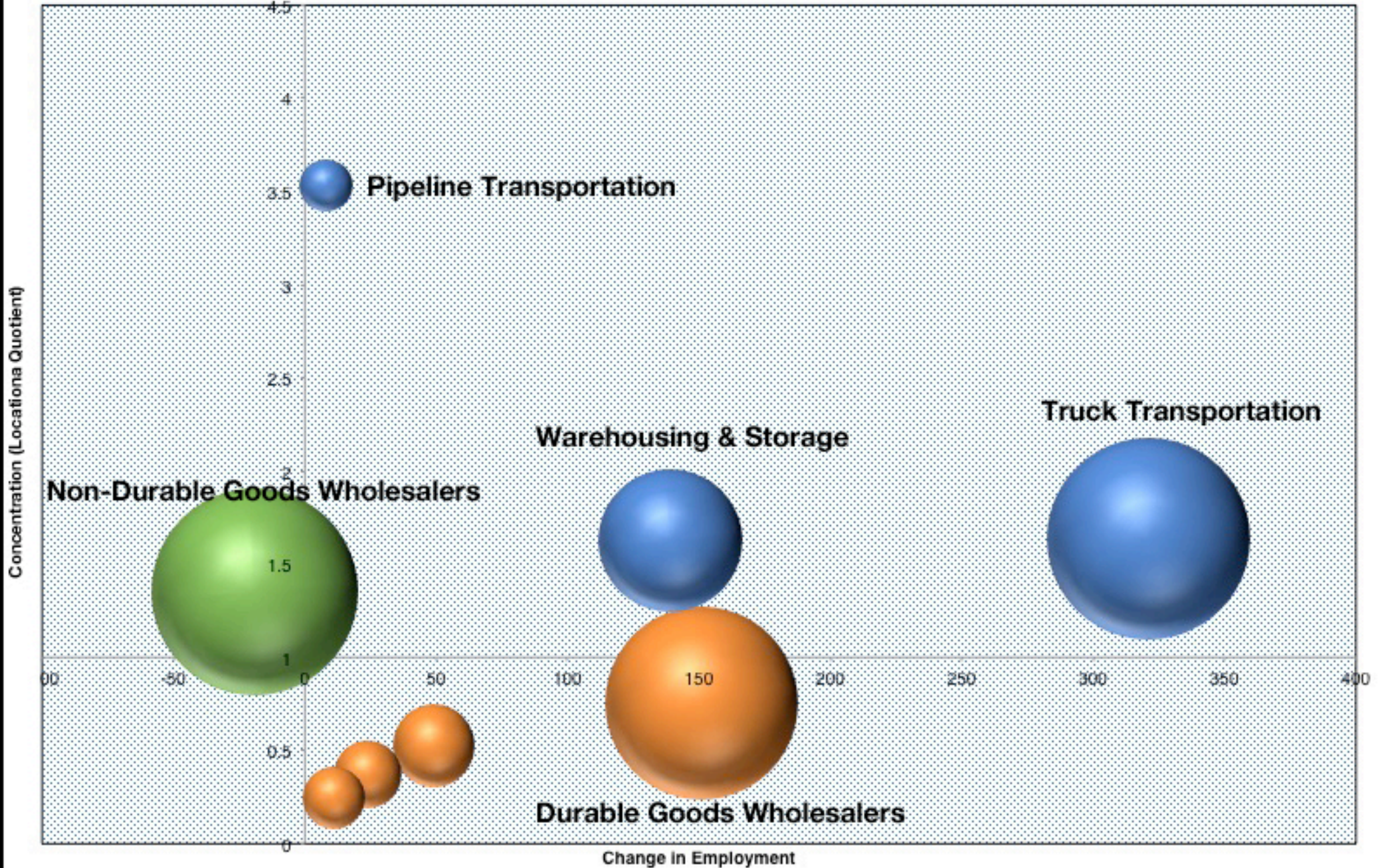
TRANSPORTATION, DISTRIBUTION & LOGISTICS

LEADING, EMERGING AND MATURING INDUSTRIES IN THE SOUTHEASTERN REGION

NAICS	DESCRIPTION	2012 Employment	2022 Employment	Employment Change 2012-22	Growth Rate	LQ	Industry Class
423	Merchant Wholesalers, Durable Goods	2,173	2,324	151	6.9%	0.75	Emerging
424	Merchant Wholesalers, Nondurable Goods	2,709	2,690	(19)	-0.7%	1.35	Maturing
425	Wholesale Electronic Markets and Agents and Brokers	220	231	11	5.0%	0.25	Emerging
484	Truck Transportation	2,247	2,568	321	14.3%	1.64	Leading
485	Transit and Ground Passenger Transportation	365	414	49	13.4%	0.52	Emerging
486	Pipeline Transportation	161	169	8	5.0%	3.53	Leading
488	Support Activities for Transportation	251	275	24	9.6%	0.38	Emerging
492	Couriers and Messengers	301	294	(7)	-2.3%	0.56	
493	Warehousing and Storage	1,137	1,276	139	12.2%	1.63	Emerging

TRANSPORTATION, DISTRIBUTION & LOGISTICS

LEADING, EMERGING AND MATURING INDUSTRIES IN THE SOUTHEASTERN REGION



TRANSPORTATION, DISTRIBUTION & LOGISTICS

INDUSTRIES FOR PRINCIPAL OCCUPATIONS IN THE SOUTHEAST REGION

NAICS	DESCRIPTION	Pathway	SOC Code	SOC Title	Average Annual Job Openings	Annual Occupational Openings in Industry	2022 Percent of occupation	2022 Percent of industry
423	Merchant Wholesalers, Durable Goods	Logistics Planning and Management Services	43-1011	1st-Line Supvrs/Mgrs, Office & Adm. Support Wkrs**	22	1	2.5	1.3
484	Truck Transportation	Transportation Operations	43-5032	Dispatchers**	7	1	17.9	2.6
485	Transit and Ground Passenger Transportation					1	7.8	3.2
488	Support Activities for Transportation					1	7.9	2.4
423	Merchant Wholesalers, Durable Goods	Warehousing and Distribution Center Operations	43-5071	Shipping, Receiving, & Traffic Clerks**	20	3	13.5	3.2
424	Merchant Wholesalers, Nondurable Goods					2	7.8	2.7
425	Wholesale Electronic Markets and Agents and Brokers					1	2.7	1.7
492	Couriers and Messengers					1	5	7.2
493	Warehousing and Storage					1	4.7	4.1
423	Merchant Wholesalers, Durable Goods	Facility and Mobile Equipment Maintenance	49-3023	Automotive Service Technicians & Mechanics**	30	1	1.7	0.4
423	Merchant Wholesalers, Durable Goods	Facility and Mobile Equipment Maintenance	49-3031	Bus & Truck Mechanics & Diesel Eng. Specialists**	7	1	10.6	1
484	Truck Transportation					1	18.6	3.5
423	Merchant Wholesalers, Durable Goods	Warehousing and Distribution Center Operations	53-1021	1st-Line Supvrs/Mgrs, Helpers & Laborers	7	1	8.6	0.5
424	Merchant Wholesalers, Nondurable Goods					1	9.9	0.9
492	Couriers and Messengers					1	9.6	3.6
493	Warehousing and Storage					1	13.7	3.2
485	Transit and Ground Passenger Transportation	Transportation Operations	53-3022	School Bus Drivers	10	4	41.2	41.1
423	Merchant Wholesalers, Durable Goods	Transportation Operations	53-3032	Truck Drivers, Heavy & Tractor Trailer**	64	2	3.2	2
424	Merchant Wholesalers, Nondurable Goods					5	7.9	7.3
484	Truck Transportation					30	46.3	59.7
488	Support Activities for Transportation					2	3.1	8.5
492	Couriers and Messengers					1	1.5	5.6
493	Warehousing and Storage					1	2.2	5.3
423	Merchant Wholesalers, Durable Goods	Transportation Operations	53-3033	Truck Drivers, Light & Delivery Services	20	2	8.4	2.5
424	Merchant Wholesalers, Nondurable Goods					2	7.6	3.2
484	Truck Transportation					1	6.1	3.6
492	Couriers and Messengers					3	17.1	30.5

TRANSPORTATION, DISTRIBUTION & LOGISTICS										
INDUSTRIES FOR PRINCIPAL OCCUPATIONS IN THE SOUTHEAST REGION										
Pathway	SOC Code	SOC Title	Average Annual Job Openings	Annual Occupational Openings in Industry	2022 Percent of occupation	2022 Percent of Industry	Median Annual	Education Entry Level	Experience Entry Level	Training Entry Level
Logistics Planning and Management Services	43-1011	1st-Line Supvrs/Mgrs, Office & Adm. Support Wkrs**	22	1	2.5	1.3	\$37,115	High school diploma or equivalent	1 to 5 years	None
Transportation Operations	43-5032	Dispatchers**	7	1	17.9	2.6	\$26,271	High school diploma or equivalent	None	Moderate-term on-the-job training
				1	7.8	3.2				
				1	7.9	2.4				
Warehousing and Distribution Center Operations	43-5071	Shipping, Receiving, & Traffic Clerks**	20	3	13.5	3.2	\$28,449	High school diploma or equivalent	None	Short-term on-the-job training
				2	7.8	2.7				
				1	2.7	1.7				
				1	5	7.2				
Facility and Mobile Equipment Maintenance	49-3023	Automotive Service Technicians & Mechanics**	30	1	1.7	0.4	\$39,786	High school diploma or equivalent	None	Long-term on-the-job training
				1	10.6	1				
Facility and Mobile Equipment Maintenance	49-3031	Bus & Truck Mechanics & Diesel Eng. Specialists**	7	1	18.6	3.5	\$35,838	High school diploma or equivalent	None	Long-term on-the-job training
				1	8.6	0.5				
Warehousing and Distribution Center Operations	53-1021	1st-Line Supvrs/Mgrs, Helpers & Laborers	7	1	9.9	0.9	\$50,397	High school diploma or equivalent	1 to 5 years	None
				1	9.6	3.6				
				1	13.7	3.2				
Transportation Operations	53-3022	School Bus Drivers	10	4	41.2	41.1	\$24,568	High school diploma or equivalent	None	Moderate-term on-the-job training
				2	3.2	2				
Transportation Operations	53-3032	Truck Drivers, Heavy & Tractor Trailer**	64	5	7.9	7.3	\$34,666	High school diploma or equivalent	1 to 5 years	Short-term on-the-job training
				30	46.3	59.7				
				2	3.1	8.5				
				1	1.5	5.6				
				1	2.2	5.3				
				2	8.4	2.5				
Transportation Operations	53-3033	Truck Drivers, Light & Delivery Services	20	2	7.6	3.2	\$25,033	High school diploma or equivalent	None	Short-term on-the-job training
				1	6.1	3.6				
				3	17.1	30.5				

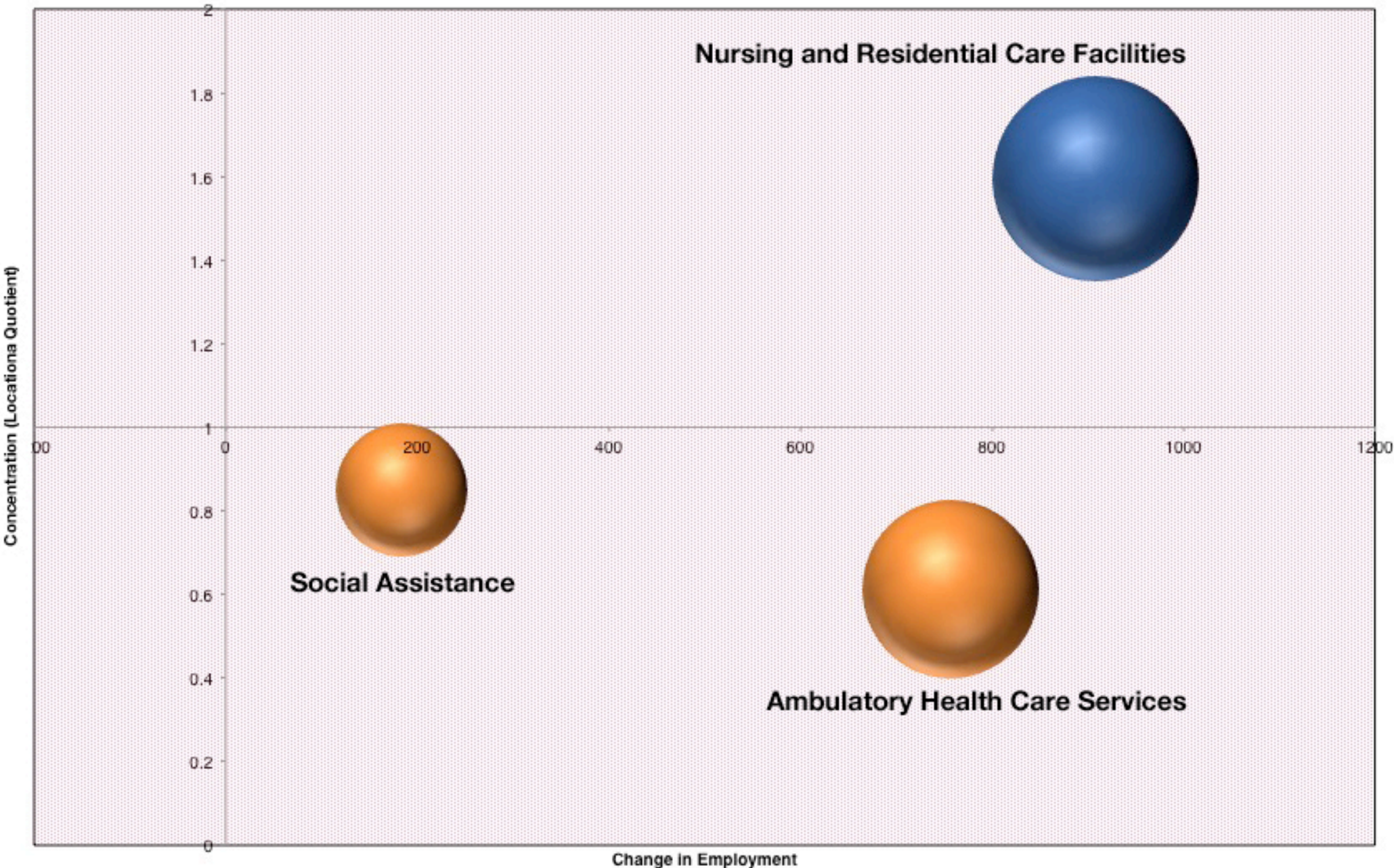
HEALTH CARE

LEADING, EMERGING AND MATURING INDUSTRIES IN THE SOUTHEAST REGION

NAICS	DESCRIPTION	2012 Employment	2022 Employment	Employment Change 2012- 22	% Change 2012-22	2014 LQ	Class
621	Ambulatory Health Care Services	4,018	4,775	757	18.8%	0.61	Emerging
622	Hospitals	4,967	4,522	(445)	-9.0%	0.81	
623	Nursing and Residential Care Facilities	5,542	6,451	909	16.4%	1.59	Leading
624	Social Assistance	2,449	2,633	184	7.5%	0.85	Emerging

HEALTH CARE

LEADING, EMERGING AND MATURING INDUSTRIES IN THE SOUTHEASTERN REGION



HEALTH CARE

INDUSTRIES FOR PRINCIPAL OCCUPATIONS IN THE SOUTHEAST REGION

NAICS	Description	Pathway	SOC Code	SOC Title	Average Annual Job Openings	Annual Occupation Openings in Industry	2022 Percent of Occupation that is in this Industry	2022 Percent of Employment in this Industry that is this Occupation
621	Ambulatory Health Care Services	Health Informatics	11-9111	Medical & Health Services Managers	8	2	30	1.3
622	Hospitals					3	36.4	2.1
623	Nursing and Residential Care Facilities					1	10.8	1.1
621	Ambulatory Health Care Services	Support Services	21-1093	Social & Human Services Assistants**	9	1	8	0.4
623	Nursing and Residential Care Facilities					2	17.1	2
624	Social Assistance					4	40.7	5.1
621	Ambulatory Health Care Services	Therapeutic Services	29-1123	Physical Therapists	8	5	56.3	1.8
622	Hospitals					2	25	1
623	Nursing and Residential Care Facilities					1	6.7	0.5
621	Ambulatory Health Care Services	Therapeutic Services	29-1141	Registered Nurses	51	10	20.1	7.4
622	Hospitals					30	59.2	28.9
623	Nursing and Residential Care Facilities					4	7	5.8
621	Ambulatory Health Care Services	Therapeutic Services	29-2021	Dental Hygienists	8	8	97.4	2.8
621	Ambulatory Health Care Services	Therapeutic Services	29-2041	Emergency Medical Techs & Paramedics	12	7	55	1.8
622	Hospitals					2	15.2	0.7
621	Ambulatory Health Care Services	Therapeutic Services	29-2061	Licensed Practical Nurses	29	8	28.9	3
622	Hospitals					5	16.3	2.3
623	Nursing and Residential Care Facilities					11	39.1	9.1
621	Ambulatory Health Care Services	Therapeutic Services	31-1014	Nursing Assistants	57	5	9	1.8
622	Hospitals					14	24.4	6.6
623	Nursing and Residential Care Facilities					31	53.9	24.4
624	Social Assistance					1	1.9	1
621	Ambulatory Health Care Services	Therapeutic Services	31-9091	Dental Assistants	9	9	95.4	4.1
621	Ambulatory Health Care Services	Health Informatics	31-9092	Medical Assistants	12	10	79.7	6.6
622	Hospitals					1	12.4	1.4
623	Nursing and Residential Care Facilities	Health Informatics	35-1012	1st-Line Svrs/Mgrs, Food Prep/Serv **	23	1	2.7	0.7
623	Nursing and Residential Care Facilities					1	2.7	0.7
621	Ambulatory Health Care Services	Health Informatics	43-3011	Bill and Account Collectors**	8	1	11.8	0.6
621	Ambulatory Health Care Services	Health Informatics	43-4171	Receptionists & Information Clerks **	21	9	40.6	5.3
622	Hospitals					1	3.7	0.6
623	Nursing and Residential Care Facilities					1	2.9	0.8

HEALTH CARE

INDUSTRIES FOR PRINCIPAL OCCUPATIONS IN THE SOUTHEAST REGION

Pathway	SOC Code	SOC Title	Average Annual Job Openings	Annual Occupation Openings in Industry	2022 Percent of Occupation that is in this Industry	2022 Percent of Employment in this Industry that is this Occupation	Median Annual	Education Entry Level	Experience Entry Level	Training Entry Level
Health Informatics	11-9111	Medical & Health Services Managers	8	2	30	1.3	\$82,476	Bachelor's degree	None	None
				3	36.4	2.1				
				1	10.8	1.1				
Support Services	21-1093	Social & Human Services Assistants**	9	1	8	0.4	\$22,597	High school diploma or equivalent	None	Short-term on-the-job training
				2	17.1	2				
				4	40.7	5.1				
Therapeutic Services	29-1123	Physical Therapists	8	5	56.3	1.8	\$74,758	Doctoral or professional degree	None	None
				2	25	1				
				1	6.7	0.5				
Therapeutic Services	29-1141	Registered Nurses	51	10	20.1	7.4	\$48,475	Associate's or Bachelor's degree	None	None
				30	59.2	28.9				
				4	7	5.8				
Therapeutic Services	29-2021	Dental Hygienists	8	8	97.4	2.8	\$65,081	Associate's degree	None	None
Therapeutic Services	29-2041	Emergency Medical Techs & Paramedics	12	7	55	1.8	\$27,363	Postsecondary non-degree award	None	None
				2	15.2	0.7				
Therapeutic Services	29-2061	Licensed Practical Nurses	29	8	28.9	3	\$35,568	Postsecondary non-degree award	None	None
				5	16.3	2.3				
				11	39.1	9.1				
Therapeutic Services	31-1014	Nursing Assistants	57	5	9	1.8	\$21,563	Postsecondary non-degree award	None	None
				14	24.4	6.6				
				31	53.9	24.4				
				1	1.9	1				
Therapeutic Services	31-9091	Dental Assistants	9	9	95.4	4.1	\$32,200	Postsecondary non-degree award	None	None
Health Informatics	31-9092	Medical Assistants	12	10	79.7	6.6	\$26,119	High school diploma or equivalent	None	Moderate-term on-the-job training
				1	12.4	1.4				
Health Informatics	35-1012	1st-Line Svcs/Mgrs, Food Prep/Serv **	23	1	2.7	0.7	\$24,854	High school diploma or equivalent	1 to 5 years	None
				1	2.7	0.7				
Health Informatics	43-3011	Bill and Account Collectors**	8	1	11.8	0.6	\$28,735	High school diploma or equivalent	None	Moderate-term on-the-job training
Health Informatics	43-4171	Receptionists & Information Clerks **	21	9	40.6	5.3	\$23,659	High school diploma or equivalent	None	Short-term on-the-job training
				1	3.7	0.6				
				1	2.9	0.8				

INFORMATION TECHNOLOGY						
INDUSTRIES FOR PRINCIPAL OCCUPATIONS IN THE SOUTHEAST REGION						
SOC Code	SOC Title	Average Annual Job Openings	NAICS	DESCRIPTION	Annual Occupational Openings in Industry	2022 Percent of occupation
15-1121	Computer Systems Analysts	7	522	Credit intermediation and related activities	0	4.1
			524	Insurance carriers and related activities	1	8.2
			551	Management of companies and enterprises	1	7.3
			611	Educational services; state, local, and private	0	4.5
			5241	Insurance carriers	1	7.4
			5415	Computer systems design and related services	2	28.9
			5416	Management, scientific, and technical consulting services	0	3.9
			9992	State government, excluding education and hospitals	0	3.6
15-1131	Computer Programmers	4	524	Insurance carriers and related activities	0	3.6
			551	Management of companies and enterprises	0	3.5
			5112	Software publishers	0	5.4
			5415	Computer systems design and related services	2	40.6
			5613	Employment services	0	3.9
15-1142	Network & Computer Sys. Administrators	4	517	Telecommunications	0	3.9
			524	Insurance carriers and related activities	0	4.4
			551	Management of companies and enterprises	0	5.2
			611	Educational services; state, local, and private	0	10.4
			5415	Computer systems design and related services	1	18.8
			5416	Management, scientific, and technical consulting services	0	3.5
15-1151	Computer User Support Specialists	5	423	Merchant wholesalers, durable goods	0	5.2
			551	Management of companies and enterprises	0	4.4
			611	Educational services; state, local, and private	1	12.7
			5112	Software publishers	0	4.3
			5415	Computer systems design and related services	1	24.6
			5613	Employment services	0	3.6

MANUFACTURING

SOUTHEAST REGION EDUCATIONAL SUPPLY DATA -- TOP OCCUPATIONS WITH OPENINGS IN COMBINED INDUSTRIES

Occupation	Program Code (CIP)	Program Title	FY 2014 Complete rs	Degree Type	WIOA Eligible Training Providers
Machinists**	48.0503	Mach Shop Technology			No programs in this EDR
Team Assemblers	No Related Program of Study for This Occupation				
Printing Press Operators & Job Printers**	10.0302	Printing Management			No program in the EDR
	10.0305	Graphic and Printing Equip Oper			
	Community Colleges	Lakeland CC	26	< 1 Yr Cert	
	10.0307	Printing Press Oper			No program in the EDR
	10.0399	Graphic Communications, Other			No program in the EDR

Notes: ** denotes occupations which occur in multiple clusters/pathways

TRANSPORTATION, DISTRIBUTION & LOGISTICS					
SOUTHEAST REGION EDUCATIONAL SUPPLY DATA -- TOP OCCUPATIONS WITH OPENINGS IN COMBINED INDUSTRIES					
Occupation	Program Code (CIP)	Program Title	FY 2014 Completions	Degree Type	WIOA Eligible Training Providers
Truck Drivers, Heavy & Tractor Trailer**	49.0205	Truck/Bus Driver/Comm'l Vehicle Oper			
School Bus Drivers	Community Colleges	IL Eastern CC-Wabash Valley	9	< 1 Yr Cert	Kaskaskia College
Truck Drivers, Light & Delivery Services					Lake Land College
Shipping, Receiving, & Traffic Clerks**	No Related Program of Study for This Occupation				
Cargo & Freight Agents (Route Planners)	52.0408	General Office Occupations			
	Community Colleges	Kaskaskia College	1	1-2 Yr Cert	
	52.0410 Traffic, Customs, Transp Clerk		No Programs in this EDR		

Notes: ** denotes occupations which occur in multiple clusters/pathways

HEALTH CARE

SOUTHEAST REGION EDUCATIONAL SUPPLY DATA -- TOP OCCUPATIONS WITH OPENINGS IN COMBINED INDUSTRIES

Occupation	Program Code (CIP)	Program Title	FY 2014 Completers	Degree Type	WIOA Eligible Training Providers	
Nursing Assistants	51.3902	Nurse Aide				
	Community Colleges	IL Eastern CC - Lincoln Trail	34	< 1 Yr Cert	IL Eastern CC - Wabash Valley	
		IL Eastern CC - Olney Central	69	< 1 Yr Cert	Kaskaskia CC	
		IL Eastern CC - Wabash Valley	34	< 1 Yr Cert	Lakeland CC	
		Kaskaskia CC	326	< 1 Yr Cert		
		Lakeland CC	113	< 1 Yr Cert		
Registered Nurses	51.3801	Registered Nursing				
	Community Colleges	IL Eastern CC - Olney Central	96	Associate	IL Eastern CC - Frontier	
		IL Eastern CC - Wabash Valley	2	Associate	IL Eastern CC - Wabash Valley	
		IL Eastern CC - Frontier	6	Associate	Kaskaskia CC	
		Kaskaskia CC	86	Associate	Lakeland CC	
		Lakeland CC	49	Associate		
Licensed Practical Nurses	51.3901	Licensed Practical Nurse				
	Community Colleges	IL Eastern CC - Frontier	6	1-2 Yr Cert		
		IL Eastern CC - Olney Central	80	1-2 Yr Cert		
		Kaskaskia CC	55	1-2 Yr Cert		
		Lakeland CC	44	1-2 Yr Cert		
Receptionists & Information Clerks **	52.0406	Receptionist	No Programs in this EDR			
Medical Assistants	51.0710	Med Office Asst/Specialist	No Programs in this EDR			
	51.0712	Medical Reception/Receptionist.	No Programs in this EDR			
	51.0713	Medical Insurance Coding Specialist/Coder				
	Community Colleges	IL Eastern CC - Frontier	4	1-2 Yr Cert		
		IL Eastern CC - Olney Central	7	1-2 Yr Cert		
		Lakeland CC	18	Associate		
	51.0716	Med Admin/Exec Assistant & Med Secretary.	No program in EDR			
	51.0801	Med/Clinical Assistant				
	Community Colleges	IL Eastern CC - Lincoln Trail	18	1-2 Yr Cert	IL Eastern-Olney Central	
					IL Eastern-Lincoln Trail	
51.0809	Anesthesiologist Asst	no program in EDR				
51.0813	Chiropractic Asst/Technician	no program in EDR				

Notes: ** denotes occupations which occur in multiple clusters/pathways

Southeastern Economic Development Region - Illinois Community College System					
Fiscal Year 2014 Summary of Career and Technical Education Degree and Certificate Graduates					
Dist. No.	College	Associate in Applied Science	Certificates of One Year or More	Certificates of Less Than One Year	Total
529	Illinois Eastern	(274)	(230)	(338)	(842)
	Frontier	17	47	124	188
	Lincoln Trail	43	35	59	137
	Olney Central	131	125	103	359
	Wabash Valley	83	23	52	158
501	Kaskaskia	284	295	682	1,261
517	Lake Land	402	480	1,475	2,357
Southeastern Total		960	1,005	2,495	4,460
State Total		11,555	6,876	28,142	46,573
% of State Total		8.3%	14.6%	8.9%	9.6%

Illinois Community College System

More detailed curriculum-level data about Illinois Community College System students and graduates are available through the ICCB Databook (Table III-3 and Table III-9).

ICCB Databook - <http://iccbdsrv.iccb.org/databook/home.cfm>

Source of Data: ICCB Centralized Data System

Southeastern Economic Development Region - Illinois Community College System										
Fiscal Year 2014 Summary of Transfer and General Studies Degree and Certificate Graduates										
Dist. No.	College	Associate in Arts	Associate in Science	Associate in Arts and Science	Associate of Arts in Teaching	Associate in Engineering Science	Associate in Fine Arts	Associate in Liberal Studies & General Ed	Gen Studies Certificates	Total
529	Illinois Eastern	(0)	(53)	(342)	(0)	(0)	(0)	(121)	(0)	(516)
	Frontier	0	2	62	0	0	0	23	0	87
	Lincoln Trail	0	9	69	0	0	0	35	0	113
	Olney Central	0	6	154	0	0	0	42	0	202
	Wabash Valley	0	36	57	0	0	0	21	0	114
501	Kaskaskia	216	31	0	0	5	0	71	0	323
517	Lake Land	124	216	0	0	6	0	190	0	536
Southeastern Total		340	300	342	0	11	0	382	0	1,375
State Total		11,569	6,952	642	13	217	131	3,706	9	23,239
% of State Total		2.9%	4.3%	53.3%	0.0%	5.1%	0.0%	10.3%	0.0%	5.9%

Southeastern Economic Development Region - Illinois Community College System
 Fiscal Year 2014 Summary of Unduplicated Headcount **Enrollment** by Program Classification

Dist. No.	College	Bacc / Transfer	Vocational	Career and Technical Ed.	*ABE	*ASE	*ESL	General Studies	General Associates	Total	**Noncredit Total
529	Illinois Eastern	(4,828)	(6,516)	(18,158)	(184)	(160)	(14)	(1)	(716)	(30,577)	(852)
	Frontier	1,470	5,877	220	80	61	0	0	152	7,860	163
	Lincoln Trail	1,104	4	435	25	8	2	0	142	1,720	329
	Olney Central	1,047	103	729	55	80	3	0	241	2,258	322
	Wabash Valley	1,207	532	16,774	24	11	9	1	181	18,739	38
501	Kaskaskia	5,097	847	2,780	292	0	0	1	1,198	10,215	2,128
517	Lake Land	11,561	8,890	3,117	341	4	51	6	991	24,961	3,702
Southeastern Total		21,486	16,253	24,055	817	164	65	8	2,905	65,753	6,682
State Total		287,076	70,776	172,630	27,441	11,382	36,994	2,789	50,624	659,712	193,812
Proportion of State Total		7.5%	23.0%	13.9%	3.0%	1.4%	0.2%	0.3%	5.7%	10.0%	3.4%

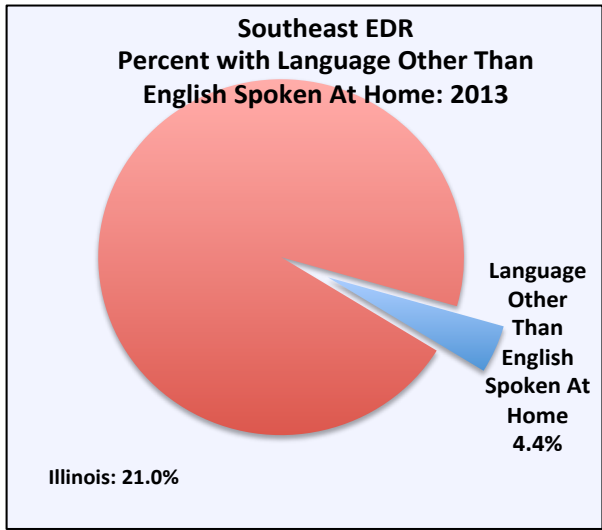
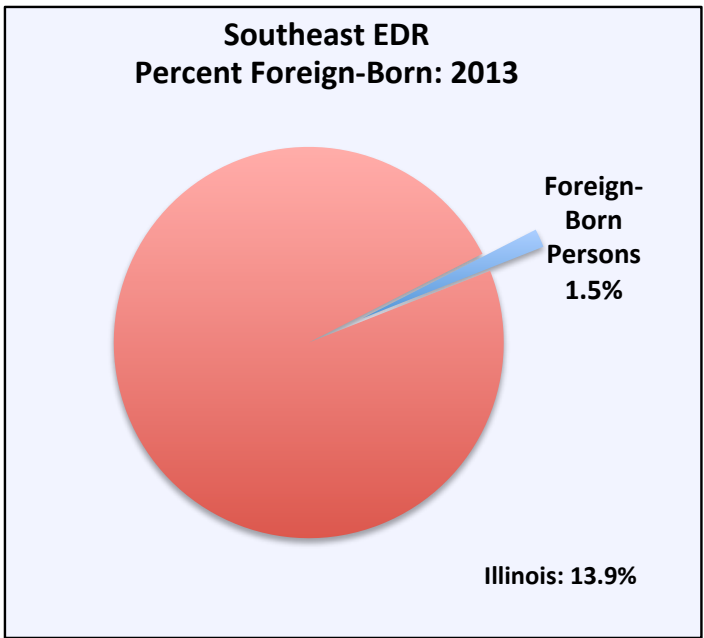
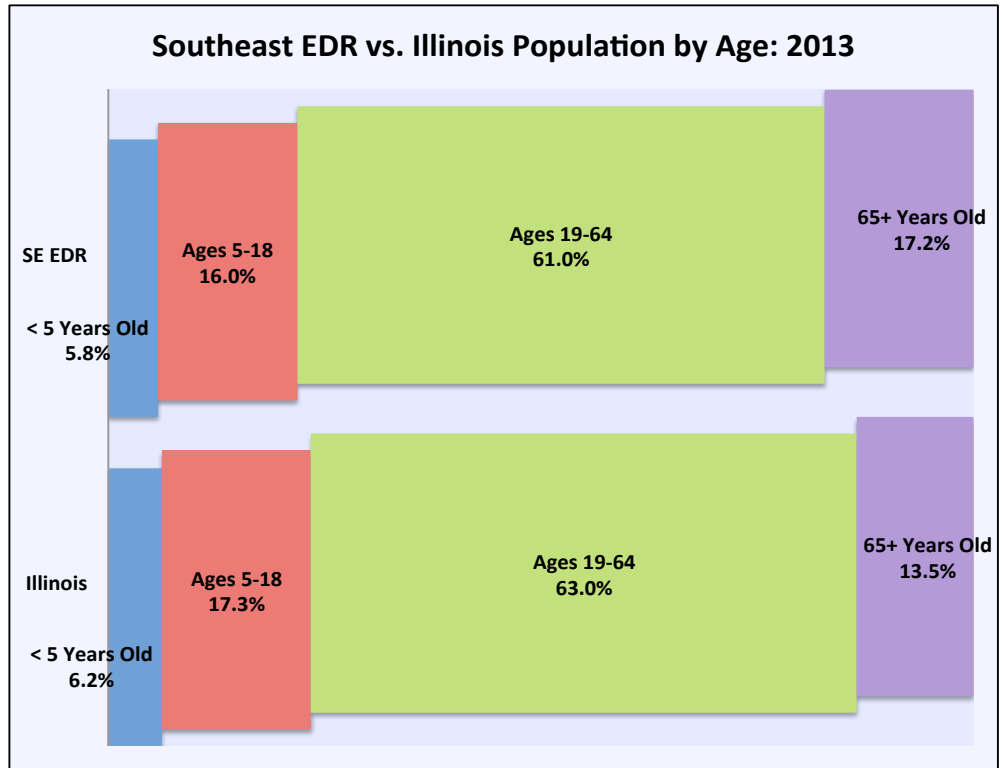
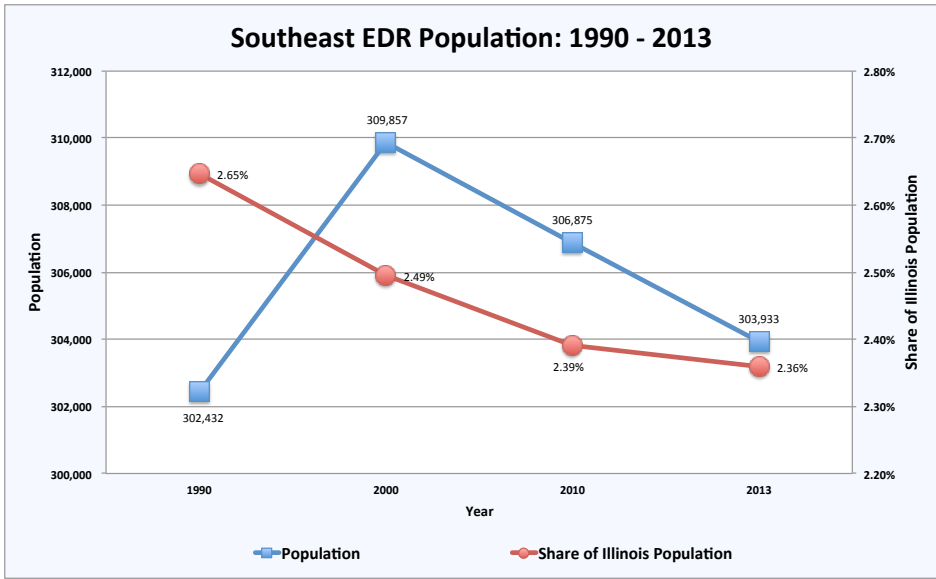
*ABE = Adult Basic Education; ASE = Adult Secondary Education; ESL = English-as-a-Second Language.

** Noncredit instruction provides activities that do not meet ICCB Rules for credit courses, such as those designed for specific employers, professional development, or others offered for hobby, leisure, or recreational purposes.

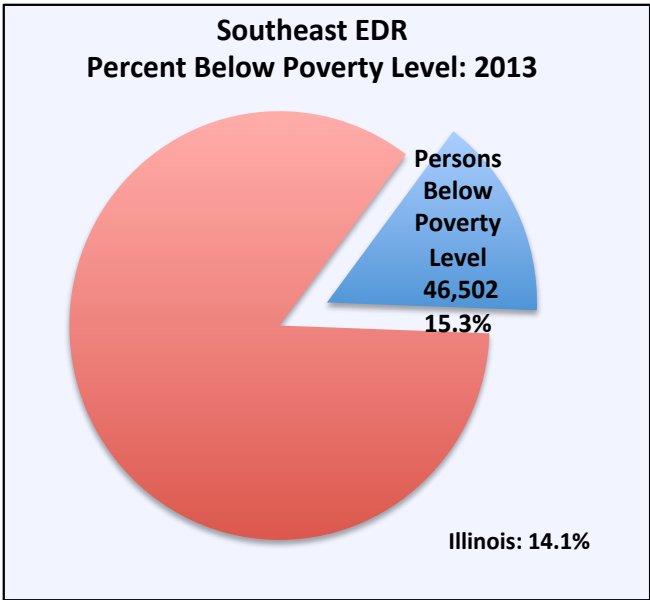
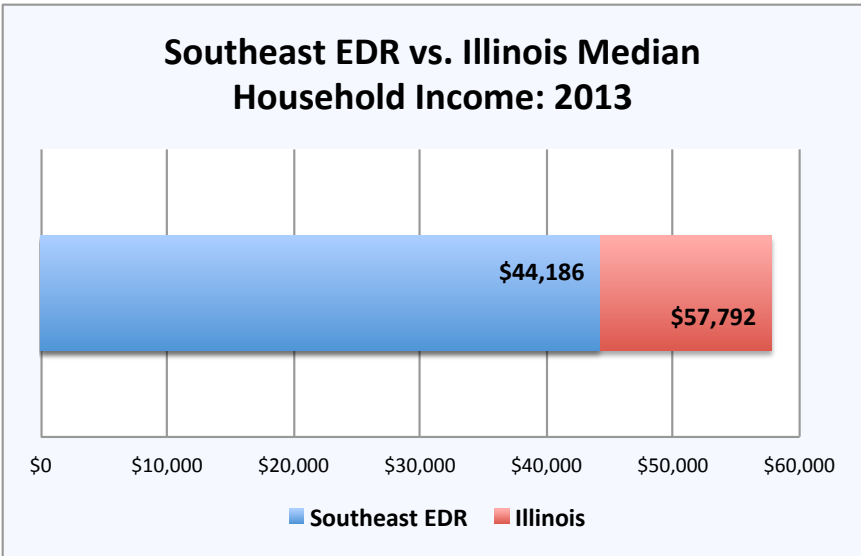
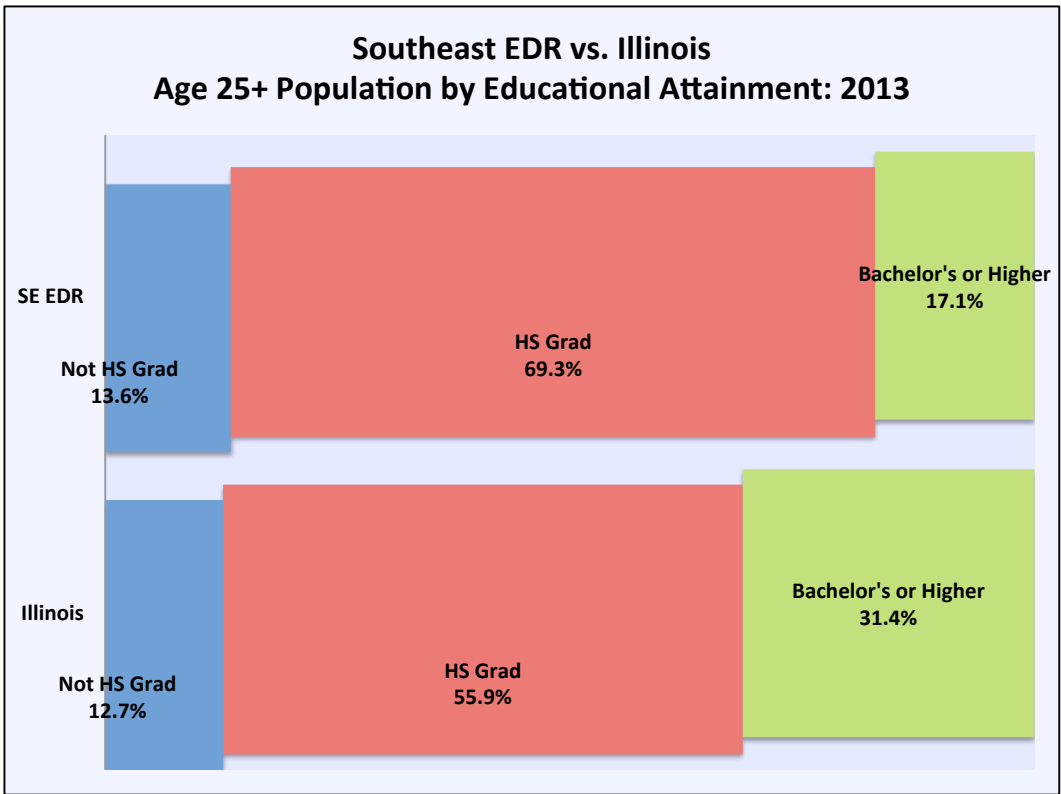
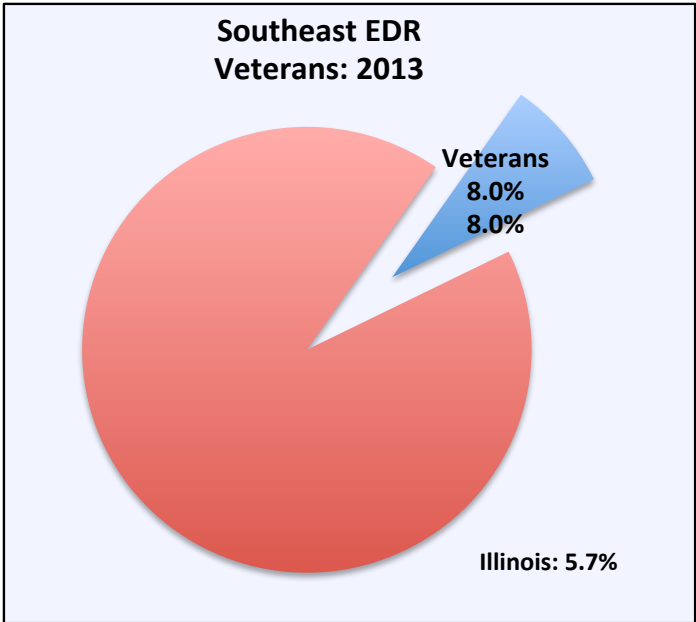
Southeastern Economic Development Region - Illinois Community College System
Fiscal Year 2014 Summary of **Graduates** by **Career Cluster**

Dist. No.	College	Agriculture, Food, & Natural Resources	Architecture & Construction	Arts, A/V Technology & Communications	Business Management & Administration	Education & Training	Finance	Government & Public Administration	Health Science	Hospitality & Tourism	Human Services	Information Technology	Law, Public Safety, Corrections & Security	Manufacturing	Marketing	Science, Technology, Engineering & Mathematics	Transportation, Distribution & Logistics	Other	Total*
529	Il Eastern	(38)	(20)	(1)	(15)	(468)	(0)	(0)	(508)	(0)	(19)	(23)	(16)	(113)	(18)	(53)	(34)	(0)	(1,326)
529	Il Ea Frontier	0	18	0	1	86	0	0	118	0	0	13	0	2	0	2	9	0	249
529	Il Ea Lincoln Trail	0	0	0	0	107	0	0	62	0	0	10	0	57	0	9	0	0	245
529	Il Ea Olney Central	0	0	0	14	196	0	0	292	0	12	0	11	24	0	6	5	0	560
529	Il Ea Wabash Valley	38	2	1	0	79	0	0	36	0	7	0	5	30	18	36	20	0	272
501	Kaskaskia	38	113	0	36	312	0	0	611	73	43	22	67	75	2	34	81	0	1,507
517	Lake Land	216	358	58	66	694	0	0	298	271	70	47	2	113	33	222	437	0	2,885
Southeastern Total		292	491	59	117	1,474	0	0	1,417	344	132	92	85	301	53	309	552	0	5,718
State Total		935	2,893	815	3,098	16,744	27	0	18,294	1,729	2,109	2,396	2,918	2,799	331	6,691	5,964	18	67,761
% of State Total		31.2%	17.0%	7.2%	3.8%	8.8%	0.0%	0.0%	7.7%	19.9%	6.3%	3.8%	2.9%	10.8%	16.0%	4.6%	9.3%	0.0%	8.4%

*Career Cluster graduates limited to three credentials within fiscal year 2014. Thus, Career Cluster graduate totals may be slightly less than previous graduate table totals.



Source for all Information on this Page: US Census Bureau Annual County Resident Population Estimates for 2013



Source for all Information on this Page: US Census Bureau Annual County Resident Population Estimates for 2013

SOUTHEAST REGION

SELECTED TARGET POPULATION CHARACTERISTICS

Unemployed	Labor Force	134,938
	Employed	125,694
	Unemployed	9,244
	Rate	6.9
TANF	Annual 2014	26,972
	Monthly Average	2,248
Corrections		6,803
Persons with Disabilities	Mental Disabilities	85
	Adults with Disabilities	34,622
Public Aid	Public Aid Recipients	92,571
	Adult Public Aid Recipients	52,949