

Contents

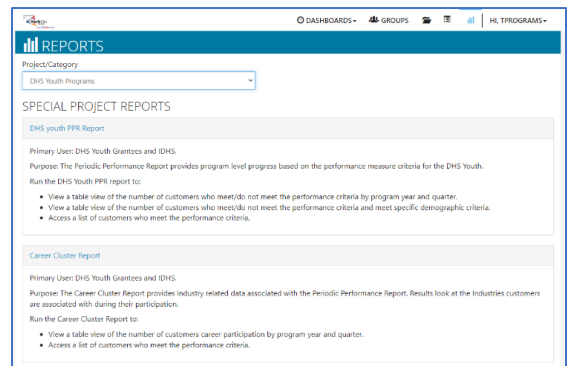
Definition of Report	1
How to find data	1
Periodic Performance Report	3
Characteristics from the application	3
Assessment and Activities	4
Employment 101 – E101	4
Illinois Essential Employability Skills assessment.....	4
Assessed for Supportive Services.....	4
Case Plan – deals with Casey Life Skills CLS plan.....	5
Secondary and Post-Secondary Education.....	5
Placements / Employment.....	5
Subsidies, Wages and Incentives	6
At Case Closure	6
Work Experience.....	6
Work-based Learning Experiences.....	7
Career Cluster Report.....	9
Credential / Certification / License.....	9

Definition of Report

The periodic Performance Report is submitted one month after the end of the quarter. i.e. October 30 is the due date for Q1 July - September

How to find data

1. Access the Customer Support Center/IWIS
2. Click the bar graph icon for Reports
3. Select DHS Youth Programs
 - a. Select DHS youth PPR Report OR
 - b. Select Career Cluster Report
4. Enter date parameters
 - a. Report by Date Range – enter the specific dates.

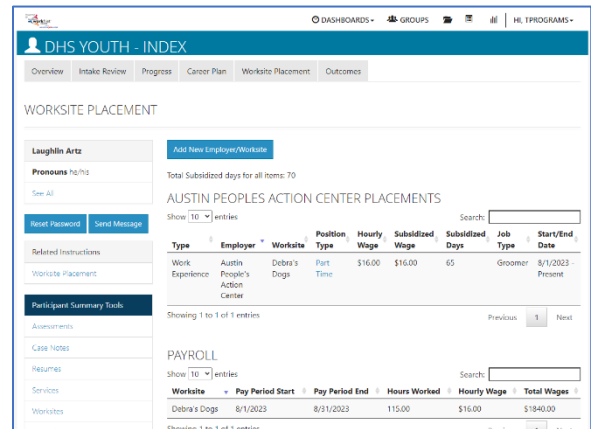
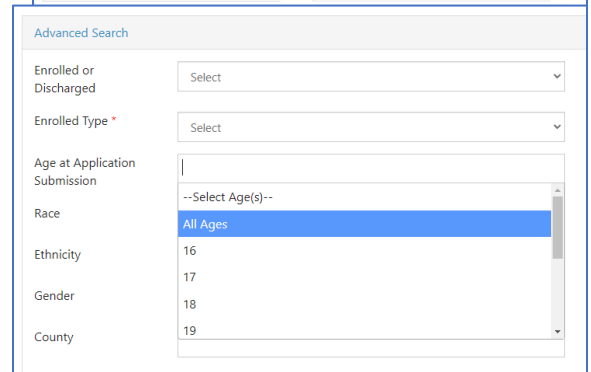
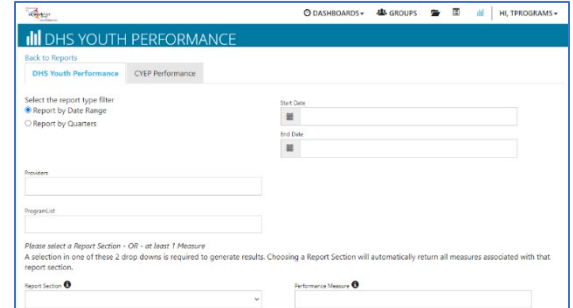




Performance Item defined for DHS Youth Programs

January 2024 v5

- b. Report by Quarters – Select Fiscal Year. DHS counts the year end as the FY. i.e. December 2023 would be in FY24.
 - i. Q1 July – September
 - ii. Q2 October – December
 - iii. Q3 January – March
 - iv. Q4 April - June
5. Select Provider if access to multiple – if access to only one, the report should default to agencies assigned to the partner running the report.
6. Select program – best practice is to run one program at a time, unless you need an overall count for a quick report.
7. Select the report section or a specific measure.
 - a. Report sections include: Initial Questions not in a defined section (1-2); Eligibility and Referrals; Assessments and Activities; Secondary and Post-Secondary Education; Employment Placements; Subsidies, Wages, and Incentives; and Case Closure.
 - b. Individual Performance measures – to obtain demographic information in the advanced search, select number of eligible youth enrolled in the program, then open the advanced search to select the demographic information needed for the report. Demographic items can be multi-selected or added one at a time. *Use the type ahead feature to search for a specific measure. i.e. type “average” and all measures with average appear in a selection list.*
8. Items for which a payroll average or amount is needed will be based upon payroll uploaded for the youth. To verify totals, check the Worksite Placement tab on the individual profile. For stipends paid, check the bottom section of that same tab – table entitled Stipend.
9. Report by Fiscal Year and Quarters will display a count by rolling quarter for each measure. It provides a count of the individuals wages reported in measures that track “average” or “total” amounts or wages or hours.
10. Report by date range will display a single count for each measure. This is where average and total amounts for hours and wages will display.



Report Section: Subsidies, Wages, and Incentives

Performance Measure: [Empty]

Advanced Search: **Report by Fiscal Year and Quarter**

Filter: [Active] Export Results

Filter(s) =

Performance	FY 23 QTR 3	FY 23 QTR 4	FY 24 QTR 1	FY 24 QTR 2	Total
Number of youth receiving subsidized wage or stipend	2	3	3	0	8
*Count of youth included in -- Average hourly wage or stipend paid to youth	2	3	3	0	8
*Count of youth included in -- Total amount of subsidized wages or stipends paid to youth	2	3	3	0	8
Number of youth receiving unsubsidized wages	1	1	0	0	2
*Count of youth included in -- Average hourly unsubsidized wage paid to youth (if known)	1	2	0	0	3
*Count of youth included in -- Total amount of unsubsidized wages paid to youth (if known)	1	2	0	0	3

Report Section: [Empty]

Performance Measure: [Empty]

Advanced Search: **Report by Date Range**

Filter: [Active] Export Results

Performance [Empty]

Performance Measure [Empty]

- > Average hourly wage or stipend paid to youth
- > Average number of hours a youth worked per week prior to discharge
- > Average number of weeks a youth worked prior to discharge
- > Average hourly rate

Performance	Total
Average hourly wage or stipend paid to youth	\$0.00
Average number of hours a youth worked per week prior to discharge	0
Average number of weeks a youth worked prior to discharge	0
Average hourly rate	\$0.00



Performance Item defined for DHS Youth Programs

January 2024 v5

Periodic Performance Report

Periodic Performance Report Category	How the item is calculated
1. Total number of youths referred to the program	Invited and applications total (In Illinois workNet)
1A Total number of youth referred to the program by DHS Local FCRC Office.	Total number that answered yes to the FCRC in the eligibility verification section
2 # of referred youth registered in Illinois workNet	# of youth with completed applications
2A # of registered youth determined eligible for the program	# of youth verified eligible
2A1 # of youth accepted into the program	# of youth verified eligible and enrolled
2A2 # of youth discharged from the program	Number of youth discharged – any form of
3 & 4 Age Gender Ethnicity and Race ENROLLED in program	Eligible youth accepted/enrolled into the program and then filter with specific demographic needed for the report
Characteristics from the application	
5A Youth with no work experience	Enrolled Youth with situation marked yes for no work experience
5B Youth with a history of employment failure	Enrolled Youth with situation marked yes for fired
5C No one in my household is employed	Enrolled youth is living in a household where no one is employed.
5D Youth residing in a household receiving TANF funds	Enrolled Youth with situation marked yes for TANF
5E Youth residing in a household receiving SNAP funds	Enrolled Youth with situation marked yes for SNAP
5F Youth is eligible for Free/Reduced lunch	Enrolled Youth with situation marked yes for free lunch
5G Youth living in a single-parent household	Enrolled Youth with situation marked yes for single parent
5H Youth is experiencing homelessness	Enrolled Youth with situation marked yes for homeless
5I Youth has current or prior DCFS system involvement	Enrolled Youth with situation marked yes for youth with DCFS
5J Youth with siblings who are teen parents	Enrolled Youth with situation marked yes for sibling teen parents
5K Youth is pregnant	Enrolled Youth with situation marked yes for pregnant
5L Youth is parenting	Enrolled Youth with situation marked yes for parenting
5M Youth identifies as LGBTQ	Enrolled Youth with situation marked yes for LGBTQ
5N Youth has a disability	Enrolled Youth with situation marked yes for disability
5O Youth has an IEP (Individual Education Plan)	Enrolled Youth with situation marked yes for IEP
5P Youth experiencing academic difficulties	Enrolled Youth with situation marked yes for academic
5Q Youth is in danger of or has been previously held back to repeat one or more academic years	Enrolled Youth with situation marked yes for academic
5R Youth experiencing truancy concerns	Enrolled Youth with situation marked yes for truancy
5S Youth has current or prior school expulsions or suspensions	Enrolled Youth with situation marked yes for suspensions
5T Youth did not complete high school	Enrolled Youth with situation marked yes for did not complete HS
5U Youth is reported to have behavior issues	Enrolled Youth with situation marked yes for behavior
5V Youth is reported to be a victim of bullying	Enrolled Youth with situation marked yes for victim for bullying
5W Youth is reported to be a perpetrator of bullying	Enrolled Youth with situation marked yes for perp bully
5X Youth is unsupervised after school	Enrolled Youth with situation marked yes for unsupervised after school
5Y Youth's household is dysfunctional due to mental health or substance use	Enrolled Youth with situation marked yes for single parent
5Z Youth has witnessed or been a victim of family violence	Enrolled Youth with situation marked yes for family violence
5AA Youth has had friend/family die from gun violence	Enrolled Youth with situation marked yes for die from gun violence
5BB Youth lives an area with high crime/gun violence	Enrolled Youth with situation marked yes for living in crime/gun violence
5CC Youth with one or both parents who are Incarcerated	Enrolled Youth with situation marked yes for parents incarcerated
5DD Youth with siblings who are involved in the juvenile justice system	Enrolled Youth with situation marked yes for sibling justice system
5EE Youth has current or prior justice system involvement	Enrolled Youth with situation marked yes for justice system
5FF Youth with siblings who are gang involved	Enrolled Youth with situation marked yes for siblings in gangs
5GG Youth is reported to be gang – involved	Enrolled Youth with situation marked yes for youth in gang
6 Youth experiencing Homelessness who were connected to homeless services	Youth with situation marked yes for homeless and started activity for referral to homelessness services
7 Youth who are pregnant or parenting who were connected to pre-natal, WIC, Early Intervention and/or Family Case Management Services	Enrolled Youth with situation marked yes for pregnant or parenting and started an activity for referral to pre-natal, WIC, early intervention family case management activity
8 Youth with a disability and was connected to a disability services	Enrolled youth with situation marked yes for disability and started activity for referral to disability services



Performance Item defined for DHS Youth Programs

January 2024 v5

Assessment and Activities	
Employment 101 – E101	
9 # of enrolled youth completing an Illinois workNet Employment 101 pre-assessment evaluation.	# of youth who complete a pre-assessment
9A # completing the required Employment 101 activities in Illinois workNet.	# of youth who complete all 8 learning modules
9B # completing an Illinois workNet Employment 101 post-assessment evaluation.	# of youth who complete a post-assessment
9C # of youth demonstrating work readiness skills improvement based on the Employment 101 Post assessment	# of youth who complete a post-assessment that scores better than the pre-assessment
10 # of youth completing Career Clusters Inventory in Illinois workNet.	# of youth who complete the Career Clusters in the assessments
11 # of enrolled youth participating in career education activities utilizing Illinois Pathways strategies.	# of youth who have bookmarked careers in employment 101
Illinois Essential Employability Skills assessment	
12 # of youth completing the Illinois Essential Employability Skills assessment (name of assessment is shortened to Self-Evaluation Survey)	# of youth who complete an initial self-evaluation survey
12A # of youth participating in skill development activities to build the Essential Employability Skills	# of youth who have Learn about essential employability skills
12B # of youth receiving a Worksite Professional Skills Assessment measuring attainment of the Illinois Essential Employability Skills	# of youth who have a worksite evaluation
12C # of youth demonstrating attainment of the Illinois Essential Employability Skills through a Worksite Professional Skills Assessment	# of youth who have a worksite evaluation with To Meet Performance Requirements – Attendance & Dependability, Self-Presentation, Teamwork, Positive Attitude and Work Ethic require PROFICIENT or better on the final Worksite Evaluation. Three of the other 5 areas require a PROFICIENT or better on the final Worksite Evaluation. No youth can have a <i>Performance Improvement Plan Needed</i> in the final Worksite Evaluation.
Assessed for Supportive Services.	
13 # of youth assessed for Support Services	# of youth who have a support service in 13A – 13D Track the activity # after activity is added.
13A # of youth assessed requiring Employment Support Services	# of youth who started “Career/job planning guidance with career advisor career plan activity”
13A1 # that received Employment Support Services	# of youth who successfully completed Career/job planning guidance with career advisor career plan activity
13B # of youth assessed that required Social Emotional Support Services	# of youth who started Social/Emotional support career plan activity
13B1 # that received Social Emotional Support Services	# of youth who successfully completed Social/Emotional support career plan activity
13C # of enrolled youth completing a Casey Life Skills Assessment	# of youth who have a Casey Life Skills Assessment in the Assessment section
13C1 # participating in Life Skills Education.	# of youth who have successfully completed Participate in Life Skills workshop.
13C2 # of enrolled youth completing a Casey Life Skills Assessment reassessment	# of youth who have a second Casey Life Skills Assessment where the assessment dates are different
13C2a # demonstrating increased Life Skills in one or more skill areas (to be tracked by skill area). <i>Improved in at least one area</i>	# of youth who have Successfully completed or Evaluated Not Required for the activity demonstrating increased life skills
13C2ai # of youth who increased in Civic Engagement currently calling for enrolled – suggested change – while enrolled <i>was permanent conditions</i>	# of youth who have Successfully completed or Evaluated Not Required for the activity demonstrating increased Civic Engagement (was formerly titled Permanent Connections)
13C2aii # of youth who increased in Daily Living currently calling for enrolled – suggested change – while enrolled	# of youth who have Successfully completed or Evaluated Not Required for the activity demonstrating increased for Daily Living
13C2aiii # of youth who increased in Self Care currently calling for enrolled – suggested change – while enrolled	# of youth who have Successfully completed or Evaluated Not Required for the activity demonstrating increased for Self-Care



Performance Item defined for DHS Youth Programs

January 2024 v5

13C2aiv # of youth who increased in Relationships / Communication currently calling for enrolled – suggested change – while enrolled	# of youth who have Successfully completed or Evaluated Not Required for the activity demonstrating increased for Relationships/Communication
13C2av# of youth who increased in Housing and Money Management currently calling for enrolled – suggested change – while enrolled	# of youth who have Successfully completed or Evaluated Not Required for the activity demonstrating increased for Money Management
13C2avi # of youth who increased in Work/Study Life currently calling for enrolled – suggested change – while enrolled	# of youth who have Successfully completed or Evaluated Not Required for the activity demonstrating increased for Work/Study Life
13C2avii # of youth who increased in Career and Education currently calling for enrolled – suggested change – while enrolled	# of youth who have Successfully completed or Evaluated Not Required for the activity demonstrating increased for Career and Education
13C2aviii # of youth who increased in Looking Forward currently calling for enrolled – suggested change – while enrolled	# of youth who have Successfully completed or Evaluated Not Required for the activity demonstrating increased for Looking Forward
13D # of enrolled youth participating in anger management and/or conflict resolution.	# of youth who have successfully completed Participate in anger management / conflict resolution workshops or activities.
13D1 # demonstrating improved anger management and/or conflict resolution skills.	# of youth who have Successfully completed or Evaluated Not Required for the activity demonstrating increased for Participate in anger management / conflict resolution workshops or activities.
Case Plan – deals with Casey Life Skills CLS plan	
14 # of enrolled youth with an individualized case plan developed.	# of youth who have check box marked for Case Plan Uploaded
14A # of discharged youth who completed less than 50% or more of short-term case plan goals	# of youth who does have check box marked for less than 50% of short-term Case Plan goals
14B # of discharged youth who completed at least 50% but less than 100% of short-term case plan goals	# of youth who have check box marked for 50% of short-term Case Plan goals
14C # of discharged youth who completed 100% of short-term case plan goals	# of youth who have check box marked for 100% of short-term Case Plan goals
15 # of non-DHS FCRC referred youth completing an application in ABE to determine benefits/services eligibility.	# of youth enrolled + NO on FCRC referral who have an activity for applying for DHS Application for Benefits Eligibility
<i>Career Plan is defined by the items in the Career Plan tab on the customer profile</i>	
16 # of enrolled youth with a Career Plan developed.	# of youth who have a career plan with at least one activity started
Secondary and Post-Secondary Education	
17 Total # of youth with a HS Diploma at enrollment.	# of youth who H.S. Senior – received diploma or higher
18 Total # of youth with a GED at case enrollment.	# of youth who marked GED on application
19A # of discharged youth out-of-school youth without a HS Diploma or GED at enrollment	# of discharged youth who marked not attending school AND NO high school diploma or GED
19B # of discharged youth out-of-school youth without a HS Diploma or GED who were engaged in education to acquire either a HS diploma or GED	# of discharged youth who were marked out of school, without diploma or GED at beginning and have a started activity for Complete high school equivalency training OR Attend High school classes
19C # of discharged youth out-of-school youth without a HS Diploma or GED with a HS Diploma at case closure	# of discharged youth who have a credential attainment of HS Diploma
19D # of discharged youth out-of-school youth without a HS Diploma or GED with a GED at case closure	# of discharged youth who have a credential attainment of GED
20 # of youth enrolled in career/higher education program (includes technical/certificate) at enrollment.	# of youth who list such enrollment on youth application
21 # of youth enrolled in career/higher education program (includes technical/certificate) at case closure	# of youth who have a started/open activity for Complete a training program where you can earn college credit in a Career and Technical Education (CTE) program OR Complete a training program where you earn an industry recognized credential.
22 # of current education partnerships	Not tracked in Illinois workNet – check agreements with educators
Placements / Employment	
<i>Partners will see items labeled *Count of youth included in – Average of... or total amount of... when searching in the FY/Quarter report sections. These are the youth used to calculate the average or total for data related to wage amounts or average days, weeks, wages, or amounts paid. Hours and wages are gathered from payroll entered and stored on the youth's profile Worksite Placement tab.</i>	
23 # of active employer partnerships (new & established)	# of worksites/employers added in Worksite Placement dashboard
24 # of youth placed in any type of placement (job, work experience, career development/training program etc.) for at least one day	# of youth who have a status other than pending for Complete a pre-apprenticeship program that leads to registered apprenticeship program; Complete an apprenticeship program; complete an internship,



Performance Item defined for DHS Youth Programs

January 2024 v5

	complete on-the-job training; complete paid work experience; start permanent employment as part of this program;
24A # of youth employed in a part-time subsidized job	# of youth added to a part-time subsidized job placement for any length of time.
24B # of youth employed in part-time non-subsidized job	# of youth added to a part-time non-subsidized job placement for any length of time.
24C # of youth employed in a full-time subsidized job	# of youth added to a full-time subsidized job placement for any length of time.
24D # of youth employed in a full-time non-subsidized job	# of youth added to a full-time non-subsidized job placement for any length of time.
25 # of placements made	Total # of placements made
25A # of part-time subsidized job placements	Total # of part-time subsidized job placements
25B # of part-time non-subsidized job placements	Total # of part-time non-subsidized job placements
25C # of full-time subsidized job placements	Total # of full-time subsidized job placements
25D # of full-time non-subsidized job placements	Total # of full-time non-subsidized job placements
25E # of youth who had more than one placement	Total # of youth who had more than one job placement of any type for any length
26 # of part-time subsidized job placements converted to non-subsidized during report period	# of youth who have a worksite placement, AND part-time is marked AND has subsidized days AND the subsidized end date is prior to the job end date
27 # of full-time subsidized job placements converted to unsubsidized during the report period	# of youth who have a worksite placement, AND full-time is marked AND has subsidized days AND the subsidized end date is prior to the job end date
Subsidies, Wages and Incentives	
28 # of youth receiving subsidized wage or stipend	# of youth who have a status other than pending for Complete a pre-apprenticeship program that leads to registered apprenticeship program; Complete an apprenticeship program; complete an internship, complete on-the-job training; complete paid work experience; start permanent employment as part of this program; AND have a subsidized start and/or subsidized end date.
28A Average hourly wage or stipend paid to youth	Calculate the average subsidized wage paid for all of 28. - worksite placement payroll section
28B Total amount of subsidized wages or stipends paid to youth	Collect wages entered on payroll – worksite placement tab payroll section
29 # of youth receiving unsubsidized wages	If reported - # of youth who have a status other than pending for Complete a pre-apprenticeship program that leads to registered apprenticeship program; Complete an apprenticeship program; complete an internship, complete on-the-job training; complete paid work experience; start permanent employment as part of this program; AND DO NOT have a subsidized start and/or subsidized end date.
29A Average hourly unsubsidized wage paid to youth (if known)	Calculate the average subsidized wage paid for all of the above. worksite placement payroll section
29B Total amount of unsubsidized wages paid to youth (if known)	Collect wages entered on payroll (if reported)
30 # of youth receiving incentives	# of youth with Incentive based experience
30A Average amount of incentives paid per achievement/goal	Calculate average amount of “dollar value of service” added to activity - worksite placement payroll section
30B Total amount of incentives paid to youth	Collect from dollar value of service on incentive-based activity enrolled and discharged
At Case Closure	
Work Experience (this is assuming 20 hours per week inclusive of 2 days for each weekend. January 1 through March 31 would be 90 days)	
32. # of youth discharged	Number of youth discharged – any form of
33 # of youth employed part-time	# of youth who ARE employed part-time at discharge – tracked in the Outcomes > Employment
34 # of youth employed full-time	# of youth who ARE employed full-time at discharge – tracked in the Outcomes > Employment



Performance Item defined for DHS Youth Programs

January 2024 v5

35A1 # of youth completing no hours of entry-level work-experience	# of discharged youth who do not have activities started that track subsidized wages all activities that have a worksite placement format: complete a youth apprenticeship program, complete an apprenticeship program, complete paid work experience, transitional job, or start permanent employment as part of this program.
35A2 # of youth completing less than 60 hours of entry-level work experience	# of youth who <21 subsidized days
35A3 # of youth completing 60 hours up to but not including 180 hours of entry-level work experience	# of youth who >21 subsidized days up to <54 subsidized days
35A4 # of youth completing 180 hours or more of entry-level work experience	# of youth who >55 subsidized days
Work-based Learning Experiences	
35B1 # of youth completing a "Work-Based Learning" opportunity	# of youth who have a completed an activity for complete a pre-apprenticeship program that leads to registered apprenticeship program; complete an internship, complete on-the-job training; complete paid work experience;
35B2 # of youth continuing in a "Work-Based Learning" opportunity	# of youth who have an open activity for Work-Based Learning Case was closed during the reporting quarter.
35B3 # of youth ending a "Work-Based Learning" opportunity prior to completion	# of youth who have a terminated or unsuccessful completion activity for complete a pre-apprenticeship program that leads to registered apprenticeship program; complete an internship, complete on-the-job training; complete paid work experience;
35C1 # of youth completing a "Career Development Experience"	# of youth who have a successful completion of Career Development Experience
35C2 # of youth continuing in a "Career Development Experience"	# of youth who have an open activity for Career Development Experience. Case was closed during the reporting quarter.
35C3 # of youth ending a "Career Development Experience" prior to completion	# of youth who have an unsuccessful/terminated Career Development Experience
35D1 # of youth completing a "Pre-Apprenticeship Program"	# of youth who have a completed activity for completion activity for complete a pre-apprenticeship program that leads to registered apprenticeship program
35D2 # of youth continuing in a "Pre-Apprenticeship Program"	# of youth who have an open activity for Pre-Apprenticeship Program Case was closed during the reporting quarter.
35D3 # of youth ending a "Pre-Apprenticeship Program" prior to completion	# of youth who have a terminated or unsuccessful completion for a activity for completion activity for complete a pre-apprenticeship program that leads to registered apprenticeship program
35E1# of youth completing a "Youth Apprenticeship Program"	# of youth who have a completed activity for Complete a Youth Apprenticeship Program
35E2# of youth continuing in a "Youth Apprenticeship Program"	# of youth who have an open activity for Youth Apprenticeship Program Case was closed during the reporting quarter.
35E3# of youth ending a "Youth Apprenticeship Program" prior to successful completion	# of youth who have a terminated or unsuccessful completion for Complete a Youth Apprenticeship Program
36 # of discharged youth that had received a subsidy/stipend	# of discharged youth who had subsidized or stipend incentive days
36A Average # of hours a youth worked per week prior to discharge	calculate average # of days by all youth with stipend/subsidy days from the attendance tracked in the activity - worksite placement payroll section
36B Average # of weeks a youth worked prior to discharge	calculate average # of weeks from attendance on the activity - worksite placement payroll section
36C Average hourly rate	Calculate the average hourly rate of the discharged youth and placements - worksite placement payroll section
36D Total amount of subsidized wages or stipends paid by the agency	Worksite placement payroll section - worksite placement payroll section
36E Average amount of subsidized wages or stipends earned per youth	Calculate average wages earned from worksite placement page - worksite placement payroll section
37 # of discharged youth who received unsubsidized wages or stipends	# of discharged youth who have a status other than pending for Complete a pre-apprenticeship program that leads to registered apprenticeship program; Complete an apprenticeship program; complete an internship, complete on-the-job training; complete paid



Performance Item defined for DHS Youth Programs

January 2024 v5

	work experience; start permanent employment as part of this program; AND DO NOT have a subsidized start and/or subsidized end date.
37A Average # of hours worked per week	Calculate the average hour worked per week if payroll is reported tracking against <i>attendance</i> for the activity
37B Average weeks worked	Calculate the average number of weeks worked if payroll is reported tracking against <i>attendance</i> for the activity
37C Average hourly rate	Calculate average hourly rate on worksite placement payroll section if reported - worksite placement payroll section
37D Total amount of unsubsidized wages, if known	Calculate all wages submitted for unsubsidized positions if reported - worksite placement payroll section
37E Average amount of unsubsidized wages or stipends earned per youth, if known	Calculate average of wages of all unsubsidized positions if reported - worksite placement payroll section
38 # of <i>discharged</i> youth that received incentives during their enrollment	# of <i>discharged</i> youth who received an incentive from the activity Incentive Based Experience activity discharged during this report period
38A Average amount of incentive per youth receiving an incentive	Calculate average of all youth receiving an incentive from Incentive Based Experience
38B Total amount of incentives paid	Collect from dollar value of service on incentive-based activity <i>For discharged youth only</i>
39 # of youth not employed who did not earn any wages, stipend or incentives during their enrollment	# of discharged youth who ARE NOT employed at discharge and did not earn any wages, subsidies or incentives
40 # of youth who only earned unsubsidized wages during their enrollment	# of youth that only earned unsubsidized wages while enrolled – they did not have any subsidized job placements



Performance Item defined for DHS Youth Programs

January 2024 v5

Career Cluster Report

For each placement, track by career cluster whether a youth was placed within 90 days of enrollment <i>Tracked by first 2 digits of the SOC code for the job placement.</i>	
Long term employment OR Career Development (Youth Apprenticeship Program)	# of youth who had a work-based learning activity with placement started/opened within 90 days of enrollment. paid work-based learning, completion activity for complete a pre-apprenticeship program that leads to registered apprenticeship program; complete a paid internship, complete on-the-job training; complete paid work experience;
Total Number of youth placed in an Internships, Service Learning, Paid Work Experience, On the Job Training, or Transitional position by Career Cluster	Total # of youth placed broken down by type of placement and career cluster
# of youth who had an internship activity with placement started/opened within 90 days of enrollment.	# of youth who had an internship activity with placement started/opened within 90 days of enrollment.
# of subsidized placement	# of subsidized placement
# of unsubsidized placements	# of unsubsidized placements
# of placements with stipends	# of placements with stipends
# of placements completed	# of placements completed
# of youth applying for an apprenticeship	# of youth applying for an apprenticeship
# of youth accepted to an apprenticeship	# of youth accepted to an apprenticeship
# of youth accepted into other Articulated Postsecondary Education	# of youth accepted into other Articulated Postsecondary Education
# of youth in long term unsubsidized employment	# of youth in long term unsubsidized employment
Credential / Certification / License	
Industry-Linked Credentials	# of youth who had a "Complete a training program where you earn an industry recognized credential." Activity with credential earned started/opened within 90 days of enrollment. PLUS Earned Credential tagged as credential
Industry-Linked Certifications	# of youth who had a "Complete a training program where you earn an industry recognized credential." Activity with certification earned started/opened within 90 days of enrollment. PLUS Earned Credential tagged as certification
Industry-Linked License	# of youth who had a "Complete a training program where you earn an industry recognized credential." Activity with license earned started/opened within 90 days of enrollment. PLUS Earned Credential – tagged as license