

**ILLINOIS** 

## Job-Driven(JD) NEG Overview

Illinois Department of Commerce & Economic Opportunity  
Office of Employment & Training

**Welcomes you to this webinar**

August 19, 2014

Please remember questions may be placed in the chat pod

[www.illinoisbiz.biz](http://www.illinoisbiz.biz)

Jobs • Training • Infrastructure • Innovation

**ILLINOIS** 

### BACKGROUND

- The Workforce Innovation and Opportunity Act (WIOA) reauthorized the public workforce system and certain employment and training programs previously authorized under WIA. It also made statutory changes that support and advance job-driven training.
- Coinciding with the enactment of WIOA, the Vice President issued his job-driven training report on July 22, 2014. This plan of action and summary of steps already taken establishes a platform to create a more integrated, effective, job-driven workforce investment system (see TEGL 3-14).
- Illinois has an opportunity to use the 2014 Job Driven National Emergency Grant to pilot and implement new job-driven training strategies that will be required under the WIOA.

# ILLINOIS



## JOB DRIVEN PROGRAM GOALS

Take concrete steps to ensure Federal workforce and training programs and policies increase:

- Focus on job-driven training principles
- Active engagement of industry and business
- Credentials in secondary and post-secondary education
- Access to information regarding job demand, skill matching
- Accountability for outcomes in training programs
- Alignment across education (all levels) and workforce training including stronger coordination of programs that promote foundational skill development, on-the-job-training & apprenticeships
- Effective regional partnerships among industry, educators, worker representatives, nonprofits and the workforce system

3

# ILLINOIS



## JOB-DRIVEN NEG OVERVIEW

- The US Department of Labor awarded Illinois \$6,175,000 under the 2014 Job-Driven NEG Program.
- Illinois' grant includes a partnership with CompTIA (Illinois Information Technology Learning Exchange Lead) the LWIAs and employers.
- Eligible participants—eligible dislocated workers; priority on serving:
  - Long-term unemployed job seekers (at least 27 weeks in aggregate since the recession of December 2007 – June 2009).
  - UI recipients that have been profiled as likely to exhaust benefits.
  - Foreign-trained immigrant workers who qualify as dislocated workers and face barriers to obtaining employment in their trained field or profession.

4

ILLINOIS


### SERVICE STRATEGY & EXPENDITURES

- Targets specific industry/occupation that has a demand for new employees. Illinois will be targeting Information Technology
- Encourages innovative approaches to job matching, job coaching, and use of long term unemployed navigators.
- Service coordination must occur with at least two other federal programs such as Adult Ed, CTE, SNAP, TAA, TANF, WP, UI.
- Co-enrollment of participants into formula grants is not required.
- Earn while you learn -- work-based training such as OJTs, customized training, paid work experience and internships, and apprenticeships.
- Funds through this award can support core, intensive, supportive services and partnership development.
- Funds can also support the integration of employment tools and partnerships costs.
- Program staff costs are supported but must be reasonable and necessary.

5

ILLINOIS


<b>IT Occupations Ranked by Base Year Employment</b>											
State of Illinois											
Code	Standard Occupational Classification (SOC)			Title	Base Year Employment 2010	Projected Year Employment 2020	Employment Change 2010-2020		Average Annual Job Openings due to		
	H-1B Spec. Occ's	Burning Glass Tech. Top Openings					Number	Percent	Growth	Replacements	Total
15-1150	1	X*		Computer Support Specialists	23011	26122	3111	13.52	311	604	915
15-1131	2	X	X	Computer Programmers	19698	23089	3391	17.21	339	458	797
15-1132	3		X	Software Developers, Applications	17879	23398	5519	30.87	552	186	738
15-1121	4	X	X	Computer Systems Analysts	17797	21301	3504	19.69	350	334	684
15-1133	5	X	X	Software Developers, Systems Software	14998	18655	3657	24.38	366	156	522
11-3021	6	X	X	Computer & Information Systems Managers	14327	16193	1866	13.02	187	218	405
15-1142	7	X	X	Network & Computer Systems Administrators	13053	16149	3096	23.72	310	220	530
15-1199	8	X	X	Computer Occupations, All Other	10543	11230	687	6.52	69	198	267
15-1179	9		X**	Info Security Analysts & Web Developers	8225	9800	1575	19.15	158	122	280
15-1141	10	X	X	Database Administrators	4645	5806	1161	24.99	116	78	194
15-1111	11		X	Computer/Information Research Scientists	794	960	166	20.91	17	15	32
* includes ONET codes 15-1151 & 15-1152											
**includes ONET codes 15-1122 & 15-1134											



**Top Ten Industries by Percent of IT Occupation**  
**2010 Estimated Industry Employment (IDES 2010 emp-2012 National Matrix % of occupation)**  
**Excluding Education & Government**

		2010	2012	
		Est Emp	% of ind	% of occ
<b>15-1150 Computer Support Specialists</b>		<b>23011</b>		
1	541500 Computer systems design and related services	4464	8.7	19.4
2	423400 Professional & Com. Eq. & supplies merchant wholesalers	989	5.1	4.3
3	511200 Software publishers	805	8.9	3.5
4	518900 Data processing, hosting, related services, & other infor serv	782	5.8	3.4
5	561300 Employment services	736	0.7	3.2
6	517100 Wired telecommunications carriers	667	3.6	2.9
7	622000 Hospitals; state, local, and private	598	0.3	2.6
8	524100 Insurance carriers	575	1.3	2.5
9	522000 Credit intermediation and related activities	575	0.7	2.5
10	334000 Computer and electronic product manufacturing	529	1.5	2.3
<b>Total</b>		<b>10723</b>		<b>46.6</b>

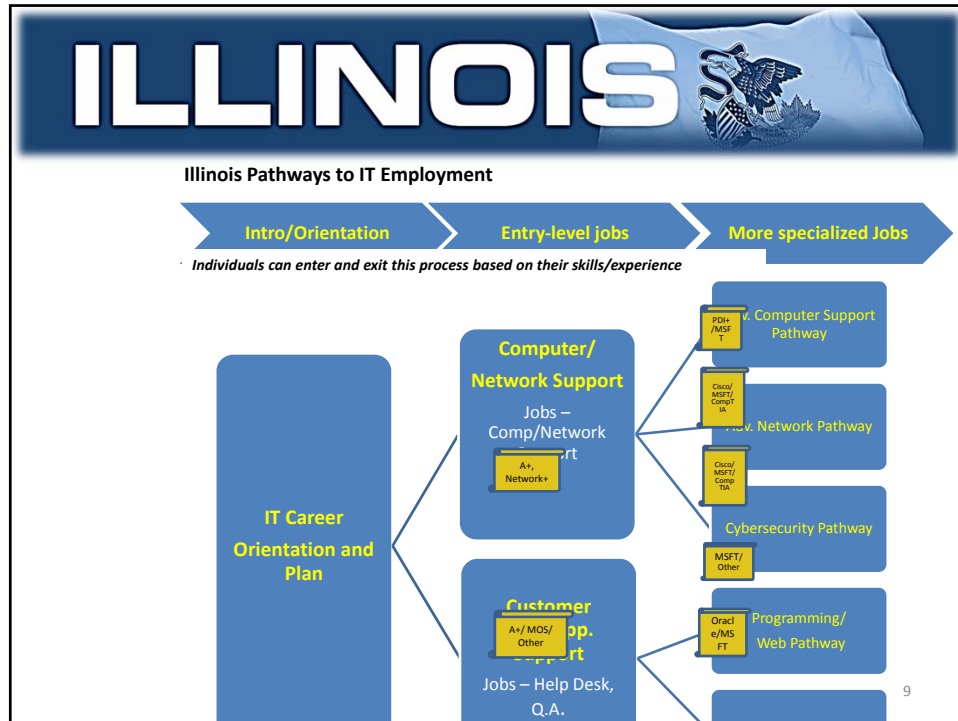
7



**Totals of Select IT Occupations Employment Projections**  
**Ranked by base year Employment**

LWIA	Base Year Employment 2010	Projected Year Employment 2020	Employment Change 2010-2020		Average Annual Job Opening		
			Number	Percent	Growth	Replacement	Total
1	8772	11469	2697	30.7	269	156	425
2	1413	1607	194	13.7	19	26	45
3	2360	2697	337	14.3	33	43	76
4	1535	1607	72	4.7	8	28	36
5	4843	6082	1239	25.6	123	88	211
6	3450	4063	613	17.8	60	63	123
9	68910	80245	11335	16.4	1132	1220	2352
10	25015	32610	7595	30.4	759	446	1205
11	1410	1499	89	6.3	10	25	35
13	2342	2728	386	16.5	41	42	83
14	1270	1379	109	8.6	9	22	31
15	2261	2595	334	14.8	34	40	74
16	4473	4735	262	5.9	29	79	108
17	3220	3899	679	21.1	70	59	129
18	462	469	7	1.5	1	7	8
19	785	802	17	2.2	2	16	18
20	2988	3223	235	7.9	25	54	79
21	640	666	26	4.1	3	12	15
22	1407	1609	202	14.4	19	25	44
23	1626	1760	134	8.2	12	28	40
24	3136	3950	814	26.0	80	57	137
25	1488	1698	210	14.1	20	27	47
26	476	509	33	6.9	4	9	13
<b>Total</b>	<b>144282</b>	<b>171901</b>	<b>27619</b>	<b>19.1</b>	<b>2762</b>	<b>2572</b>	<b>5334</b>

8



# ILLINOIS

## EMPLOYMENT TOOLS

- Employer identification and customization of LMI resources.
  - Burning Glass (BG) LMI software tools
    - CompTIA's Marketing Research team will develop customized reports for each participating LWIA
    - Additional LMI info from other BG reports
- Participant screening and job coaching and matching.
  - A series of assessment tools and job coaching & matching tools being researched & identified.
    - Technical Aptitude tests
    - Computer skills assessments
    - Burning Glass Focus Tools
      - Matching job-specific transferable skills from another industry to IT for job changers
      - Career exploration tools and data
      - Certification Roadmap

10

# ILLINOIS



## EMPLOYMENT TOOLS (continued)

- Work-based training and accelerated training employment tools.
  - Work-based training employment tools from Burning Glass
    - Career Exploration Tools
    - Resume'-IT job opening skills-matching tools
    - Transferable skills assessment tools for industry/job changers
  - CertMaster Tool for CompTIA's Strata, A+, Network+ & Security+
    - Accelerated Learning Tool that facilitates "Open Exit" certification training
    - Useful tool for both the participant & the trainer/instructor
    - Accelerates mastery & increases long-term retention of content
- Participant outreach and recruitment and career information resources.
  - Recruitment products on IT career pathways, salaries, credentialing requirements
  - Entry level & stackable credential information, IT Certification Roadmap

11

# ILLINOIS



## PARTNERSHIP DEVELOPMENT

- Employer outreach and engagement.
  - LMI reports for local employers with IT job openings
  - Train the trainer model for employer outreach & recruitment for internships, etc.
  - Local employer site visit with CompTIA staff joining LWIA reps.
  - Marketing & communications materials developed for employer outreach
- Partnership expansion.
  - Recruitment of potential educational & training partners
  - Outreach & recruitment of local unions & business organizations, e.g. local Chambers of Commerce, IT Associations, CBOs, & other community partners
  - Marketing templates provided for outreach materials to various entities
  - Assistance with informing local educational & training providers about accelerated learning tools, e.g. the CertMaster Tool

12

# ILLINOIS



## LWIA GRANT APPLICATION

- Total LWIA Funding Available: \$5,250,000
- Applications due Wednesday, September 10
- Grant Period 10/1/14 to 9/30/16.
- Expected minimum request \$200,000
- Budget requirements:
  - Work-Based Training: minimum 40% of expenditures
  - Partnership Development: maximum 2.8% of expenditures
  - Admin: maximum 5.7% of expenditures
  - Program staff costs (Core and Intensive, Training): must be reasonable and necessary
  - Supportive Services: consistent with local policies

13

# ILLINOIS



## LWIA GRANT APPLICATION (continued)

- Standard DCEO application along with project-specific information.
- Applications reviewed with emphasis on demonstrated need (e.g. eligible dislocated workers, IT job openings and employer partners), project plan and design, and capacity to deliver results.
- Applications should highlight key project components and innovations including accelerated training, class-size training, work-based training, multiple trainings and work-based trainings, job coaching and job matching, career pathways, stackable credentials, etc.
- Will follow-up with Quarterly Plan information (services and expenditures) and Project Operating Plan info for DOL.

14

# ILLINOIS

## LWIA GRANT APPLICATION & TRAINING TIMELINE

- August 19, 2014 - JD NEG Application Available
- September 10, 2014 – JD NEG Application Due
- September 19, 2014 - DCEO Grant Commitments
- September 24, 2014 - NEG Peer Exchange and Training
- September 2014 – Employer Tools Training Schedule Released

15

# ILLINOIS

Lisa Jones  
ILDCEO  
500 E. Monroe, 9<sup>th</sup> Floor  
[Lisa.D.Jones@illinois.gov](mailto:Lisa.D.Jones@illinois.gov)  
217-558-2443

Connect with DCEO on



State of Illinois  
Department of Commerce and Economic Opportunity

[www.illinoisbiz.biz](http://www.illinoisbiz.biz)

Jobs • Training • Infrastructure • Innovation<sup>16</sup>



# ILLINOIS

All materials and the archived webinar are available from the Illinois workNet NEG site.

Click on "NEG Partner Guide" in the footer of the site or bookmark this link <http://www.ilworknetneg.com/Pages/JobDrivenNEG.aspx>

As new information becomes available, this web page will be updated.



**Illinois**  
**Department of Commerce**  
& Economic Opportunity  
Pat Quinn, Governor

[www.illinoisbiz.biz](http://www.illinoisbiz.biz)

Jobs • Training • Infrastructure • Innovation<sup>17</sup>

# ILLINOIS

## THANK YOU



**Illinois**  
**Department of Commerce**  
& Economic Opportunity  
Pat Quinn, Governor

[www.illinoisbiz.biz](http://www.illinoisbiz.biz)

Jobs • Training • Infrastructure • Innovation<sup>18</sup>