

## Contents

Overview: .....	1
Data Source: .....	1
Performance Tools .....	2
Data Display .....	2
Table view: .....	4
Customer List: .....	4

### Overview:

Illinois is committed to using a clear set of metrics in ensuring a customer-centered, transparent data-driven workforce system that meets the diverse needs of businesses and job seekers. The Illinois Performance and Accountability System (IPATS) is the foundation for informing aligned and integrated service delivery approaches that focus on continuous improvement and innovation. By syncing with Illinois Workforce Development System (IWDS) data, IPATS will ensure data validation across WIOA programs highlighting WIOA's 5 key indicators that are reported to DOL each year, as well as additional indicators regarding customer engagement. Data is input, managed, and maintained in IWDS, and it remains the system of record. IPATS will update based on data input into IWDS using the syncing timeframes identified in the footer.

### Data Source:

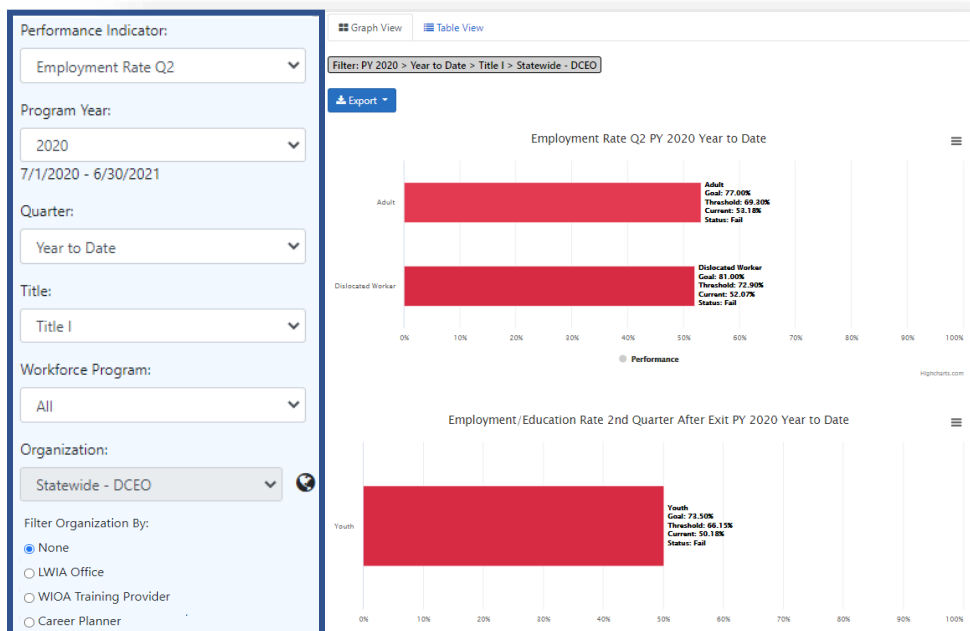
This information is brought to you by the Illinois Workforce Development System (IWDS) and Department of Commerce and Economic Opportunity Office of Employment and Training. It is only available to authorized users but is intended to promote transparency of IWDS data. IPATS Performance Customer Engagement data is pulled in real time. Performance Indicator data is synced on a weekly basis. The data displayed is to serve as a reporting and management dashboard for tracking state workforce assistance program activity and outcomes. This data will not be provided to outside parties or used to report to the Department of Labor as certified performance outcomes. Reporting will remain with each agency and be reported via their respective systems of record.

## Performance Tools

This dashboard will be used to track individual customer performance data in the IWDS system focused on the WIOA Reporting Key Indicator with additional customer engagement measures included.

Select filters including:

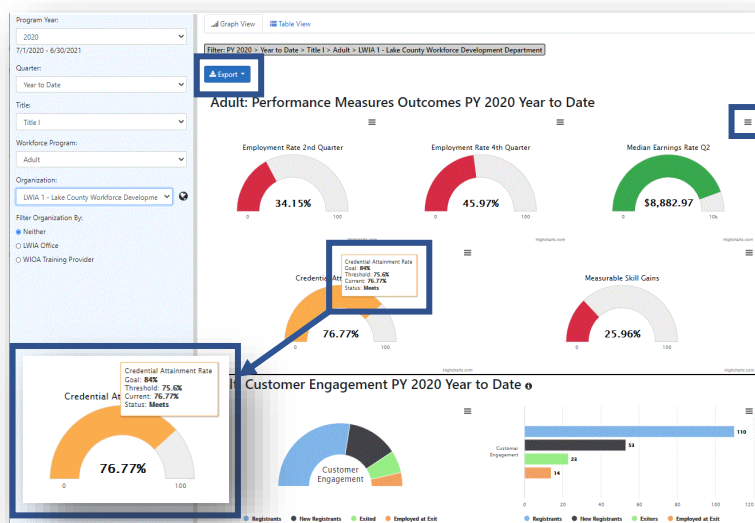
- **Performance Indicators:**
  - Employment Rate Q2
  - Employment Rate Q4
  - Credential Attainment
  - Measurable Skill Gains
  - Median Earnings Q2
- **Program Year – 2016 - 2020**
- **Quarter**
  - Quarter 1 through 4
  - Year to Date
- **Title – I, II, III, IV**
  - *Only Title I is currently hooked up to pull data.*
- **Workforce Program**
  - All (*bar chart view*)
  - Adult (*dial view*)
  - Dislocated Worker (*dial view*)
  - Youth (*dial view*)
- **Organization**
  - Statewide
  - Your LWIA
- **Filter by: Neither**
  - You will be able to filter down to list level once your LWIA is selected.
    - LWIA Office
    - WIOA Training Provider
    - Career Planner



## Data Display

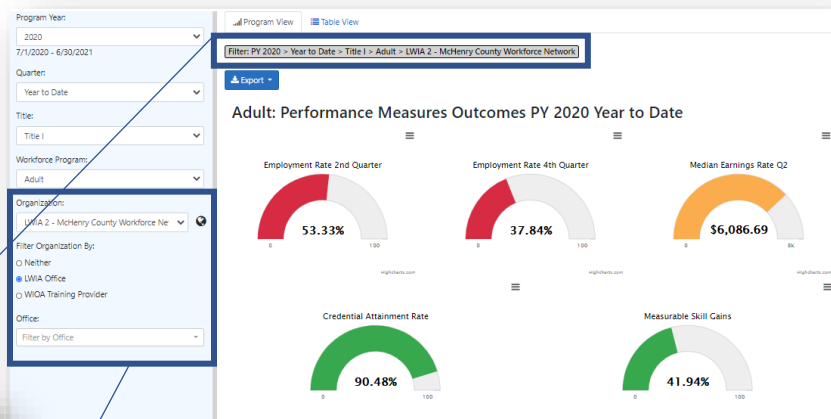
### Bar graph view:

- Data may be **exported** by page or all data.
- Clicking the **hamburger** on the right opens a menu to allow the user to view full screen, print the chart, or download graph images in JPG, PNG, SVG, or PDF document.
- **Hover** over a graph to see additional info.
  - Each graph shows the goal, threshold, current, and status.
- Color indicators are: Green is Exceeds, Yellow is Meets, Red is Fail



### Dynamic Views

When a user selects a specific Workforce Program and Organization (LWIA) in the filters, a new filter option opens to select a specific **office** or **training provider**. After completing those selections, a new view is provided with “dials”. In these views the **breadcrumb trail** at the top of the page indicating what data you are looking at.



### Additional options include:

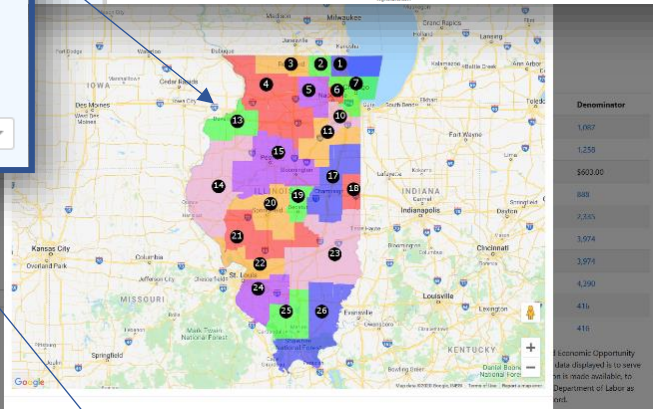
- Users may select the **globe icon** at the right of the Organization filter to help select a specific LWIA from a map.
  - Users will only be able to access the LWIA they have access to.
- Filter Organization By:
  - Selecting an LWIA that has multiple offices, allows the user to filter by LWIA Office.
  - The user may also filter by WIOA Training Provider.
    - *The user can only filter by one office or training provider at a time.*

Organization: LWIA 2 - McHenry County Workforce Ne [Globe Icon]

Filter Organization By:

- None
- LWIA Office
- WIOA Training Provider
- Career Planner

Office: Filter by Office



Office: Filter by Office

- McHenry County Workforce Center
- McHenry County Workforce Network

Training Provider: Filter by Training Provider

- \*MAIN SITE (MCHENRY COUNTY WORKFORCE I
- Ambria College of Nursing
- Americare Technical School
- Aquarius Institute Of Computer Sciences
- Avid CNA School
- Chicago Professional Center

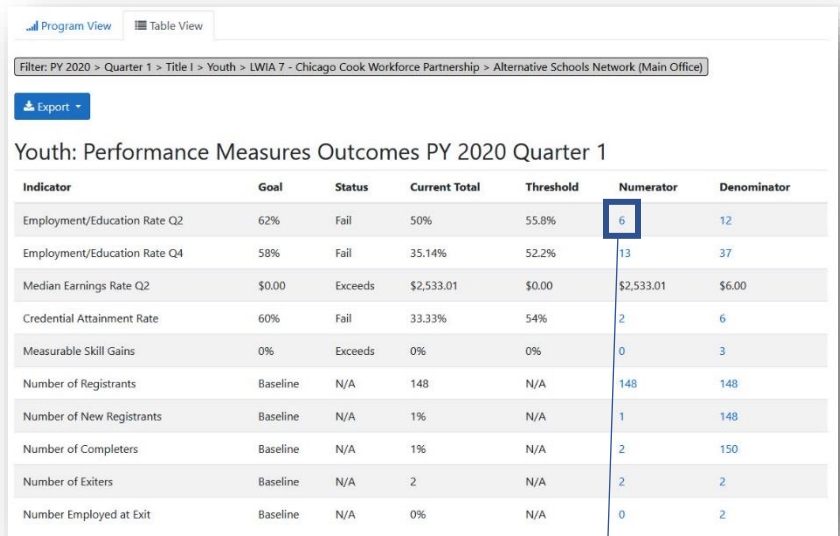
Table view:

**Indicators:**

- Employment Rate Q2
- Employment Rate Q4
- Median Earnings Rate Q2
- Credential Attainment Rate
- Measurable Skill Gains
- Number of Registrants
- Number of Completers
- Number of Exiters
- Number Employed at Exit

**Outcomes:**

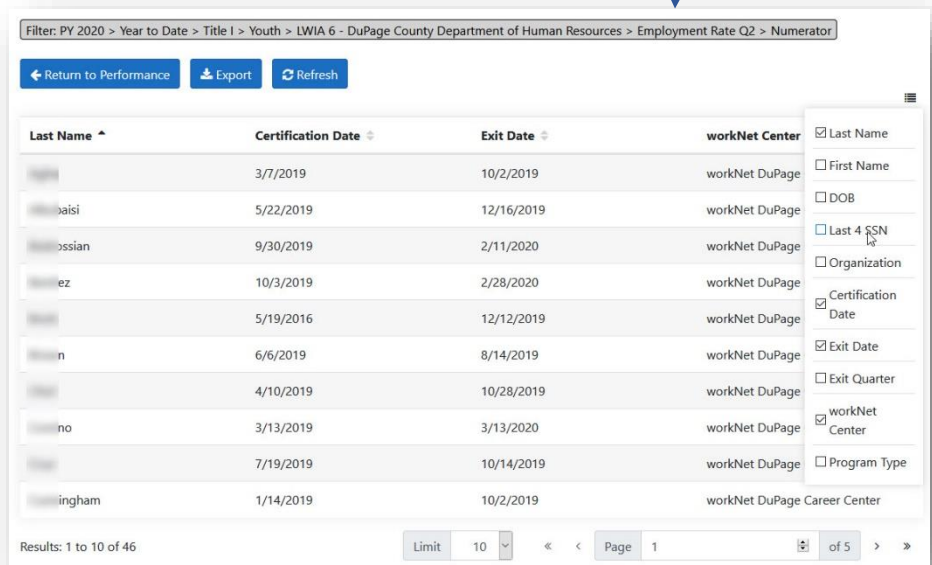
- Goal
- Status
- Current total
- Threshold
- Numerator – links to a customer list
- Denominator – links to a customer list



Indicator	Goal	Status	Current Total	Threshold	Numerator	Denominator
Employment/Education Rate Q2	62%	Fail	50%	55.8%	6	12
Employment/Education Rate Q4	58%	Fail	35.14%	52.2%	13	37
Median Earnings Rate Q2	\$0.00	Exceeds	\$2,533.01	\$0.00	\$2,533.01	\$6.00
Credential Attainment Rate	60%	Fail	33.33%	54%	2	6
Measurable Skill Gains	0%	Exceeds	0%	0%	0	3
Number of Registrants	Baseline	N/A	148	N/A	148	148
Number of New Registrants	Baseline	N/A	1%	N/A	1	148
Number of Completers	Baseline	N/A	1%	N/A	2	150
Number of Exiters	Baseline	N/A	2	N/A	2	2
Number Employed at Exit	Baseline	N/A	0%	N/A	0	2

**Customer List:**

- When either the **numerator** or **denominator** number is selected, a new screen opens with a customer list representing the number.
- This table allows additional data to be included or excluded by clicking on the icon in the upper right.
- Customer profiles are not linked to the data.
- Lists can be **exported**.
- **Breadcrumb trail** tells you what data you are viewing.



Last Name	Certification Date	Exit Date	workNet Center
[Redacted]	3/7/2019	10/2/2019	workNet DuPage
[Redacted]pasi	5/22/2019	12/16/2019	workNet DuPage
[Redacted]ossian	9/30/2019	2/11/2020	workNet DuPage
[Redacted]ez	10/3/2019	2/28/2020	workNet DuPage
[Redacted]	5/19/2016	12/12/2019	workNet DuPage
[Redacted]n	6/6/2019	8/14/2019	workNet DuPage
[Redacted]	4/10/2019	10/28/2019	workNet DuPage
[Redacted]no	3/13/2019	3/13/2020	workNet DuPage
[Redacted]	7/19/2019	10/14/2019	workNet DuPage
[Redacted]ingham	1/14/2019	10/2/2019	workNet DuPage Career Center