






**Purpose:** Use the interactive tools, articles, videos, and related resources to:

1. Obtain current labor market information (LMI) about employment data.
2. Use LMI to answer common business needs.

Steps:	Find It Here: <a href="http://www.illinoisworknet.com">www.illinoisworknet.com</a>
<p>1. Review labor market information to find detailed data and statistic resources pertaining to:</p> <ul style="list-style-type: none"> <li>• Job market predictions,</li> <li>• Job forecasting,</li> <li>• Job wages,</li> <li>• Demographics,</li> <li>• Career data analysis, and</li> <li>• Business competitors within the industry.</li> </ul> <p>Look at the <a href="#">Labor Market Information</a> page to learn more and get precise information by using the related web link resources.</p>	 Explore Careers
<p>2. Review LMI and Related Resources under <a href="#">Occupational Wages &amp; Trends</a> to learn more about the economy trends, occupational wages, and the affect it is having on the business sector. Use this information to:</p> <ul style="list-style-type: none"> <li>• Identify local areas’ current employment statistics. LMI is a great way to find out about occupational growth and the expected annual outlook for each region.</li> <li>• Gain insight on wages in the industry based on specific area information.</li> <li>• Find additional resources to learn more.</li> </ul>	 Explore Careers
<p>3. Use <a href="#">Illinois Pathways</a> to access current and projected employment levels, average annual openings, and wage and training level descriptors. You can find this data for all 9 Career Clusters and their Pathways.</p>	 Illinois Pathways

<p>4. Download the <a href="#">Economic Development Region (EDR) Environmental Scans</a> for:</p> <ul style="list-style-type: none"> <li>• Regional population statistics</li> <li>• Local Workforce Area and Community College District Boundaries and Locations</li> <li>• Demographics such as percentage of veterans, household income, educational attainment, and poverty level</li> <li>• Employment projections by industry</li> <li>• Community college graduates by Career Cluster</li> </ul>	 <p>WIOA Works</p>
<p>5. Contact a Business Service Representative at your <a href="#">local Illinois workNet Center</a> if you need help finding employment data for your region.</p>	 <p>Network &amp; Connect</p>

This workforce product was funded by a grant awarded by the U.S. Department of Labor's Employment and Training Administration. The product was created by the grantee and does not necessarily reflect the official position of the U.S. Department of Labor. The Department of Labor makes no guarantees, warranties, or assurances of any kind, express or implied, with respect to such information, including any information on linked sites and including, but not limited to, accuracy of the information or its completeness, timeliness, usefulness, adequacy, continued availability, or ownership. This product is copyrighted by the institution that created it. Internal use by an organization and/or personal use by an individual for non-commercial purposes is permissible. All other uses require the prior authorization of the copyright owner.

The Illinois workNet Center System, an American Job Center, is an equal opportunity employer/program. Auxiliary aids and services are available upon request to individuals with disabilities. All voice telephone numbers on this website may be reached by persons using TTY/TDD equipment by calling TTY (800) 526-0844 or 711. 12/2020 v5