

Table of Contents

Overview:	1
Data Source:	1
IPATS Dashboard	2
Partner Intake/Enrolled Dashboard	2
IPATS Dashboard	2
Select Filters Include:	3
Customer List	3
Appendix A: Dashboard Rows with Info Bubble Definition	4

Overview:


Illinois is committed to using a clear set of metrics in ensuring a customer-centered, transparent data-driven workforce system that meets the diverse needs of businesses and job seekers. The Illinois Performance and Accountability System (IPATS) is the foundation for informing aligned and integrated service delivery approaches that focus on continuous improvement and innovation. The dashboard is set up to follow the flow of customers through the life of a program. It uses color coding to identify customers moving forward in green, customers who might have warning signs in yellow, and customers who need immediate action in red. All blue underlined counts are clickable and linked to customer lists. Data is input, managed, and maintained in IWDS, and it remains the system of record. IPATS will update based on data input into IWDS using the syncing timeframes identified in the footer.








Data Source:

This information is brought to you by the Illinois Workforce Development System (IWDS) and Department of Commerce and Economic Opportunity Office of Employment and Training. It is only available to authorized users but is intended to promote transparency of IWDS data. All IPATS dashboard data is synced on a nightly basis. The data displayed is to serve as a reporting and management dashboard for tracking state workforce assistance program activity and outcomes. This data will not be provided to outside parties or used to report to the Department of Labor as certified performance outcomes. Reporting will remain with each agency and be reported via their respective systems of record.

IPATS Dashboard

Dashboards provide real-time data showing where customers are in the intake/eligibility process all the way up through program completion. Partners can use the data in the dashboard to access filtered lists of customers for easy access to customer program information.

Section/Definitions Column: Includes sections/components of the program. The  icon provides a definition for the item in the section. Color-coding is used to identify customers who need action (or are in-process), successfully completed, or did not complete (withdrew). The definitions are listed in the sample below.

Count column: These links provide access to individual customer information; the column count links are available for Super User, State Level Users, LWIA System Administrators, and Career Planner roles.		
Section and Definitions	Icon	Count
1. Topic		
<u>White Color Code</u> = FYI only. No action is needed. 		2
<u>Yellow Color Code</u> = Action is needed. 		2
<u>Red Color Code</u> = Red flag -Immediate action is needed. 		2
<u>Green Color Code</u> = This step is complete or meets a program requirement. 		4
Total		10

Partner Intake/Enrolled Dashboard

Add instructions to the dashboard pages

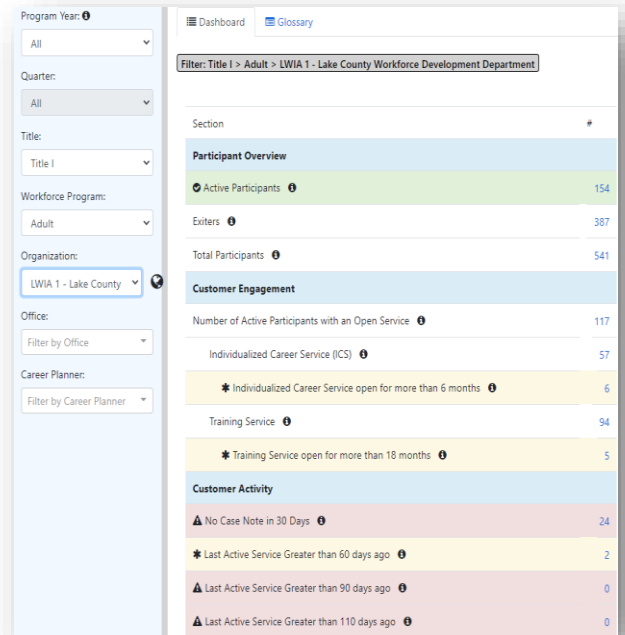
- White = Informational
- Yellow = Action Needed
- Red = Red flag – Immediate action needed
- Green = Good for that section

IPATS Dashboard

- **Blue linked numbers** in the dashboard are **clickable**. A list opens with the names of the specific participants that are included in that dashboard number.
- **Breadcrumb trail** at the top of the page will indicate what data you are looking at.
- Hover over an **info bubble** for additional information on what each specific row represents.

Select Filters Include:

- **Program Year & Quarter** – Users can filter data down to look at specific program years and quarters. Use the info bubble to see how data is calculated by PY.
- **Title** – I, II, III, IV--- *Only Title I is currently hooked up to pull data*
- **Workforce Program**
 - All
 - Adult (LWIAs)
 - Dislocated Worker (LWIAs)
 - Youth (LWIAs)
 - Other (LWIA 90)
- **Organization**
 - **LWIA 1 – 26** for Workforce Programs: Adult, Dislocated Worker, Youth
 - **LWIA 90** for Workforce Programs: Other
- **Offices** for LWIA 1 - 26 or **Program/ Grant Opportunity** for LWIA 90
- **Career Planner** – Once an LWIA is selected users can filter down to view data for specific career planners.



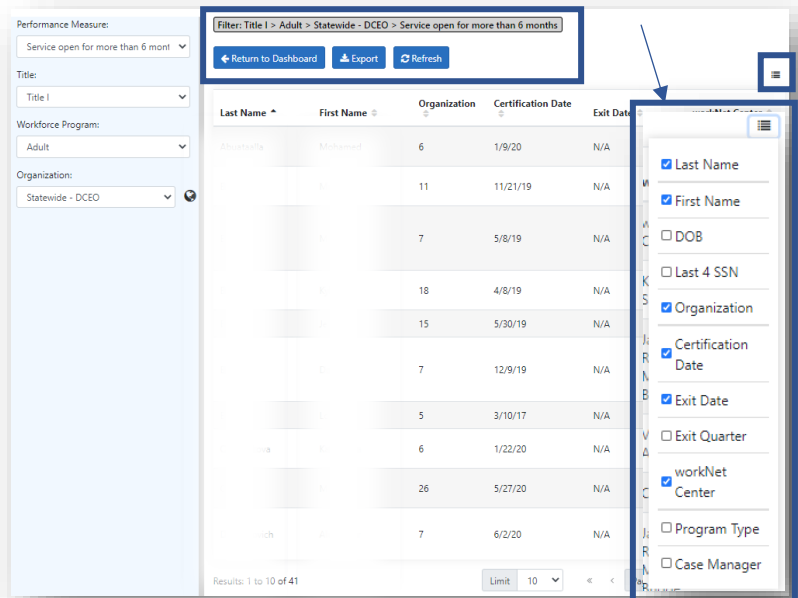
Additional options include:

- Users may select the **globe icon** at the right of the Organization filter to help select a specific LWIA from a map.

Customer List

Click on any of the numbers in the right-hand column to view a list of customers that make up that count. Customer profiles are not linked to the data.

- This table allows additional data to be included or excluded by clicking on the **icon in the upper right**.
- To return to the dashboard use the **Return to Dashboard button**.
- Lists can be **exported**.
- **Breadcrumb trail** tells you what data you are viewing.



Appendix A: Dashboard Rows with Info Bubble Definition

Section	Info Bubble
Participant Overview	
Active Participants	Number of participants with a certification date but no exit date and at one point in time had/have an enrolling service.
Exiters	Number of participants who have exited from the program. The date of exit from the program is the last date of service. The date cannot be determined until 90 days after the participant received his last services and no future services are planned.
Total Participants	Number of participants who currently have or may have had an active WIOA service at some point during the program. This number includes exiters.
Customer Engagement	
Number of Active Participants with Open Service	Number of participants who have an active WIOA service record.
Individualized Career Service (ICS)	Number of participants who have a WIOA Individualized Career Service (ICS). Note: Could be duplicative – have an ICS and TS
Individualized Career Service open for more than 60 days	Number of participants who have a WIOA Training Service that has been open for more than 60 days.
Individualized Career Service open for more than 6 months	Number of participants who have a WIOA Training Service that has been open for more than 6 months.
Training Service	Number of participants who have a WIOA Training Service. Note: Could be duplicative – have an ICS and TS
Training Service open for more than 6 months	Number of participants who have a WIOA Training Service that has been open for more than 6 months.
Training Service open for more than 18 months	Number of participants who have a WIOA Training Service that has been open for more than 18 months.
Youth Service Elements Provided	Number of Youth who are in Youth Service Elements.
Youth Service Elements open for more than 60 days	Number of Youth participants who have a Youth Service Element open for more than 60 days.
Individualized Career Service open for more than 6 months	Number of participants who have a WIOA Training Service that has been open for more than 6 months.
Youth Education/Training Service	Number of Youth who are in Youth Education/Training.
Youth Education/Training Service open for more than 6 months	Number of Youth who have had an Education/Training service open for more than 6 months.
Youth Education/Training Service open for more than 18 months	Number of participants who have a WIOA Training Service that has been open for more than 18 months.
Total	
Customer Activity	
No Case Note in 30 Days	Participants has not had a case note added in 30 days, regardless if it is added as an 'episode' attached to same-day service or one that is added by the 'Standard'/'add Case note' tool in IWDS.
Last Activity Service Greater than 60 days ago	Participants who have not had a service within 60 days
Last Active Service Greater than 90 days ago	Participants who have not had a service within 90 days.
Last Active Service Greater than 110 days ago	Participants who have not had a service within 110 days.
Participants with Open Services for more than 6 Months	Participants who have a service remain open for more than 6 months (service start date more than 6 months ago, no end date). This row accounts for any open service that extends participation.

Participants with Open Services for more than 18 Months	Participants who have a service remain open for more than 18 months (service start date more than 18 months ago, no end date). This row accounts for any open service that extends participation.
Enrolled in Both LWIA & Statewide LWIA 90	Participants who are co-enrolled in a Local Workforce Innovation Areas and LWIA 90.
Total	
Exit Information	
Exiters	Number of participants who have exited from the program. The date of exit from the program is the last date of service. The date cannot be determined until 90 days have lapsed since the participant received his last services and no future services are planned.
Employed at Exit	Participants who have exited and are employed at the time of exit.
Employed 2 nd Quarter after Exit	Participants who were employed at exit and are still employed 2 nd quarter after exit.
Employed 4 th Quarter after Exit	Participants who were employed at exit and are still employed 4 th quarter after exit.
Employed in Training Related Job at Exit	Participants who have entered employment related to the training they received.
Employed in Training Related Job 2 nd Quarter after Exit	Participants who were employed in a training-related job at exit and are still employed 2 nd quarter after exit.
Employed in Training Related Job 4 th Quarter after Exit	Participants who were employed in a training-related job at exit and are still employed 4 th quarter after exit.
Not Employed at Exit - Entered Training Related Employment 2 nd Quarter after Exit	Participants who have entered employment related to the training they received by second quarter after exit. Note: These participants were not employed at exit.
Not Employed at Exit - Entered Training Related Employment 4 th Quarter after Exit	Participants who have entered employment related to the training they received by fourth quarter after exit. Note: These participants were not employed at exit.
Total	
Performance "Training" Indicators: Measurable Skill Gains & Credential Attainment Rate	
Total Education/Training Participants	Number of participants who are currently enrolled in Education/Training at some point in time during the program. This number includes active participants and exiters. Note: When looking at youth or all programs, all In School Youth (ISY) are included in the measure until they PY after they exit. All ISY are included in the Credential Attainment rate, as well.
Total Adult and Dislocated Worker Participants with Measurable Skill Gains Recorded	Total Adult and Dislocated Worker Participants who have measurable skill gains recorded in the PY. This number includes active participants and exiters.
Total Adult and Dislocated Worker Participants without Measurable Skill Gains Recorded	Total Adult and Dislocated Worker Participants who do not have measurable skill gains recorded in the PY. This number includes active participants and exiters.
Total Adult and Dislocated Worker Participants with a Credential but without Measurable Skill Gains	Adult and Dislocated Worker Participants who do have a credential reported, but do not have measurable skill gains recorded in the PY. This number includes active participants and exiters.
Adult and Dislocated Worker Participants with 90 days left to earn/report Measurable Skill Gains	Participants who have not received Measurable Skill Gains. Participants must receive MSG every program year they are enrolled and receiving training service.
Adult and Dislocated Worker Participants with 30 days left to earn/report Measurable Skill Gains	Participants who have not received Measurable Skill Gains. Participants must receive a MSG every program year they are enrolled and receiving a training service.
Total Youth Participants with Measurable Skill Gains Recorded	Youth participants who have Measurable Skill Gains recorded in the PY. This number includes active participants and exiters.
Total Youth Participants without Measurable Skill Gains Recorded	Youth participants who do not have Measurable Skill Gains recorded in the PY. This number includes active participants and exiters.

Youth Participants with 90 days left to earn/report Measurable Skill Gains	Youth Participants who have not received Measurable Skills Gains. Participants must receive MSG every program year they are enrolled and receiving a training service. This number includes active participants and exiters.
Youth Participants with 30 days left to earn/report Measurable Skill Gains	Youth Participants who have not received Measurable Skills Gains. Participants must receive MSG every program year they are enrolled and receiving a training service. This number includes active participants and exiters.
Total Participants Never Enrolled in Training	Participants who have never received a WIOA funded training service.
Active Participants Enrolled in Training	Active participants who have an active training service.
Training Completers	Training completers who are still participating in program (Training Completed but have not exited.)
Training Complete Participants who have Earned a Credential	Training completers who have not exited and earned an Industry Recognized credential(s) at any point during participation.
Training Exiters	Customers who participated, had a training and are now exited.
Unsuccessful Training Exiters	Customers who participated and had a training and are now exited with an unsuccessful completion status.
Successful Training Exiters	Customers who participated and had a training and are now exited with a successful completion status.
Training Exiters that Earned a Credential	Participants who have exited and earned a credential(s) and have added it to their exit record.
Training Exiters who have earned a credential of high school diploma/GED/equivalency only	These participants also need to earn an Industry Recognized Credential, be enrolled in post-secondary, enter military service, or enter employment/be employed within a year after exit. One or more of these outcomes must be recorded in follow up in order to be counted as a obtaining a credential.
Training Exiters that have not earned a Credential	Exiters who were in training and do not have a credential recorded on their exit record. Participants have 365 days after exit to earn a credential and have it added to their exit record to be counted in Credential Attainment Rate.
90 days left to earn Credential	Exiters who were in training and do not have a credential recorded on their exit record. Participants have 365 days after exit to earn a credential and have it added to their exit record to be counted in Credential Attainment Rate.
60 days left to earn Credential	Exiters who were in training and do not have a credential recorded on their exit record. Participants have 365 days after exit to earn a credential and have it added to their exit record to be counted in Credential Attainment Rate.
30 days left to earn Credential	Exiters who were in training and do not have a credential recorded on their exit record. Participants have 365 days after exit to earn a credential and have it added to their exit record to be counted in Credential Attainment Rate.
Training Exiters that did not earn a Credential within 1 year of Exit	Exiters who were in training and do not have a credential recorded on their exit record. Participants have 365 days after exit to earn a credential and have it added to their exit record to be counted as a positive in the Credential Attainment Rate measure.
Total	
Exiters Qualifying for Performance	
Exits More Than 2 Quarter ago	Participant whose exit date falls within a quarter more than two quarters ago. Customers in this row would be in the denominator with a potential to be in the numerator for 'Employment 2nd Quarter after Exit'.
Exiters with Wages 2 nd Quarter Post Exit	Participants who were employed at exit and are still employed 2 nd quarter after exit.
No Wage Data or Supplemental Data	Participants records needs to be updated to record wage or supplemental data.
No Wage Data or Supplemental Wage or Education Data for Youth	Youth Participants records needs to be updated to include education data.

Exits More Than 4 Quarter ago	Participant whose exit date falls within a quarter more than four quarters ago. Participants in this row would be in the denominator with a potential to be in the numerator for 'Employment 4th Quarter after Exit'
Exiters with Wages 4 th Quarter Post Exit	Participants who were employed at exit and are still employed 4 th quarter after exit.
No Wage Data or Supplemental Data	Participants' records need to be updated to record wage or supplemental data.
No Wage Data or Supplemental Wage or Education Data for Youth	Youth participants' records need to be updated to include education data.
Total	