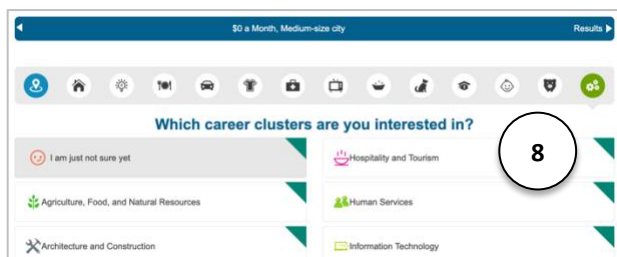
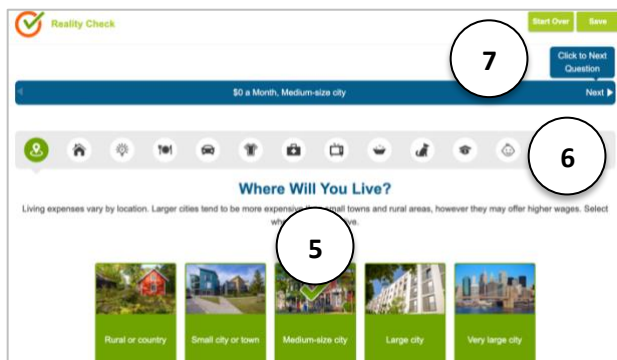
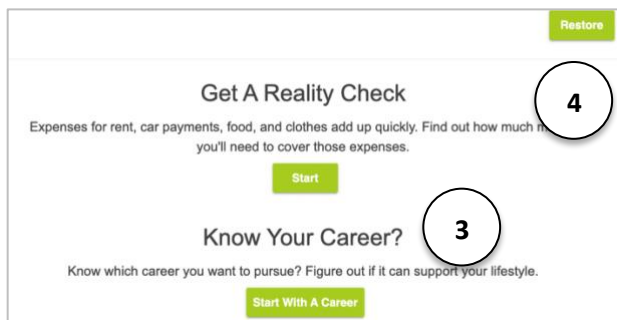
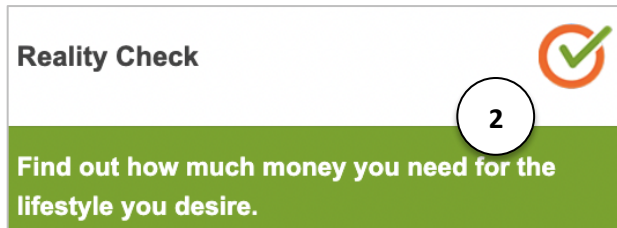
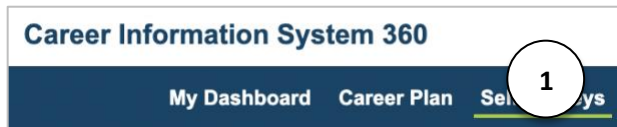




# Reality Check

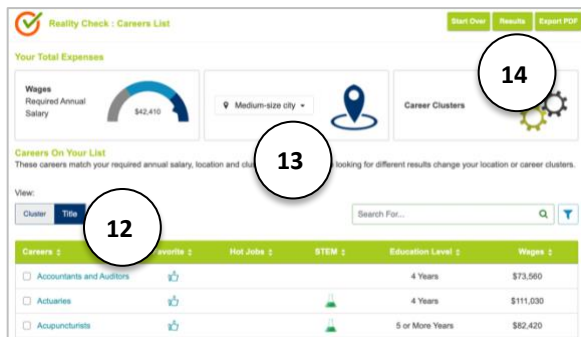
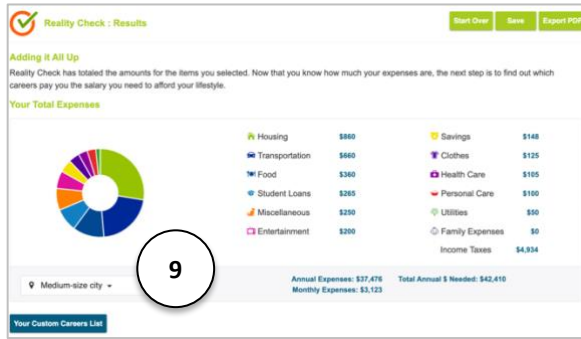
How much money will you need to support your lifestyle? What careers match your financial needs? Take a Reality Check to find out!



1. Access Reality Check through the **Self-Survey** tab.
2. Select **Reality Check**.
3. There are two ways to start **Reality Check**. Select **Start** to begin with calculating your lifestyle expenses and seeing how those fit in with careers, select **Start with a Career** to pick your desired career and see if your lifestyle matches.
4. Select **Restore** to see results from a previously taken self-survey.
5. Select the expenses that fit your desired lifestyle. Select the **arrow** to view the next question. Some categories will allow you to select more than one expense.
6. Use the **forward** and **back arrows** or **icons** to advance/return to a question.
7. **Start Over** or **Save** your self-survey.
8. If you did not begin Reality Check by selecting a career, your final question will ask you to select **Career Clusters** you are interested in or select **not sure**. Select **results** to see your results.



# Reality Check



9. **Your Total Expenses** will display when the assessment is completed. If you began with a Career, your results will tell you if your lifestyle matches your career choice. Use the drop-down menu if you want to change your location.

10. Review your expenses in the table at the bottom of the screen. Select an expense to update your response.

11. If you did not select a career to start, select **Your Custom Careers List** to view a list of careers that match your required annual salary, location, and cluster choices. If you did select a career to start, you can **Choose a Different Career**.

12. Select a **Title** for more information about that career. Compare careers by checking the box next to two careers and selecting **Compare**. Select **thumbs up** to add to favorites.

13. Change your location or career cluster if desired.

14. **Start Over**, **Save** your self-survey results with a note to your dashboard, or **Export PDF** for a report of your results.