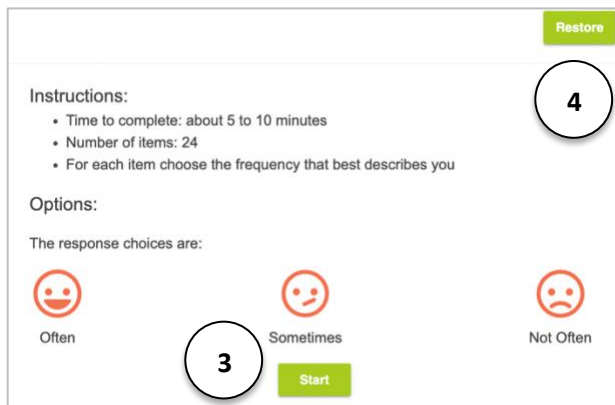
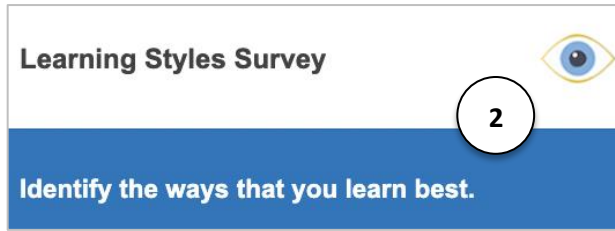
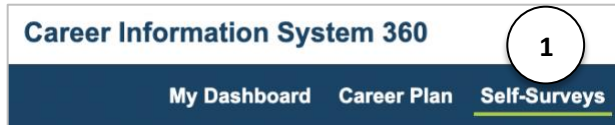




Learning Styles Survey

This short survey can help you identify the ways you learn best. Knowing more about your learning style will make you a more effective learner. You will also get some helpful study tips specifically for your learning style.



1. Access Learning Styles Survey through the **Self-Survey** tab.
2. Select **Learning Styles Survey**.
3. Select **Start** to begin.
4. Select **Restore** to see results from a previously taken self-survey.
5. For each item, select the facial expression of the frequency that best describes you.
6. **Start Over** or **Save** your self-survey.
7. Use the **back button** to return to a previous question.



Learning Styles Survey

Learning Styles Survey : Results Start Over Export PDF

Know Your Learning Style
Everybody has a preferred learning style. The learning style with the highest score may be your preferred learning style. If you know your preferred learning style, you will be a better learner.

Your Learning Style Scores

Tactile Score	30
Visual Score	28
Auditory Score	18

1 Your Primary Learning Style: Tactile
You learn best through physical experience. You are a hands-on person, probably an athlete. You like to share your opinions with others. The more you can manipulate and touch information the better. Physical activity while learning helps you remember: like working on a lab experiment, or going on a field trip. You like to doodle, eat a snack, or move frequently to help with concentration. The more you make learning tactile, the better you learn!

Study Tips for Tactile Learners

2 Your Secondary Learning Style: Visual
You learn best through your eyes. Learning is easier for you when information is presented visually. Charts, diagrams, images or written materials make concepts more clear. You prefer to learn from a book rather than a teacher who lectures. Sitting in the front of the room lets you look at the teacher and helps you focus. It may be difficult for you to complete work while talking with someone. You may like to picture ideas in your head, watch TV or videos. You probably take detailed notes. The more you make learning visual, the better you learn!

Study Tips for Visual Learners

3 Your Third Learning Style: Auditory
You learn best through your ears. You sit where you can hear what is going on in the classroom. You like to listen to the lesson and take notes on it later. It is helpful if you can talk about the facts and concepts you learn in class with a friend or a study partner. You may hum or talk to yourself when you are bored. You remember things through the sounds related to the experience. The more you make learning auditory, the better you learn!

8. Your results display your primary, secondary, and tertiary learning style. Read the descriptions about each learning style. The learning style with the highest score may be your preferred learning style. You should only use the Learning Styles Survey as a general guide to your learning style.

9. Select the arrow to view study tips for each individual learning style and study tips for all learning styles.

10. **Start Over**, **Save** your self-survey results with a note to your dashboard, or **Export PDF** for a report of your results.

Learning Styles:

- **Auditory:** You learn best through your ears. You remember things through the sounds related to the experience.
- **Visual:** You learn best through your eyes. Learning is easier for you when information is presented visually.
- **Tactile:** You learn best through physical experience. You are a hands-on person.